

## Procedures

# NPR 754 Using a signal key switch

## Description

This document describes the procedure for using a signal key switch (SKS).

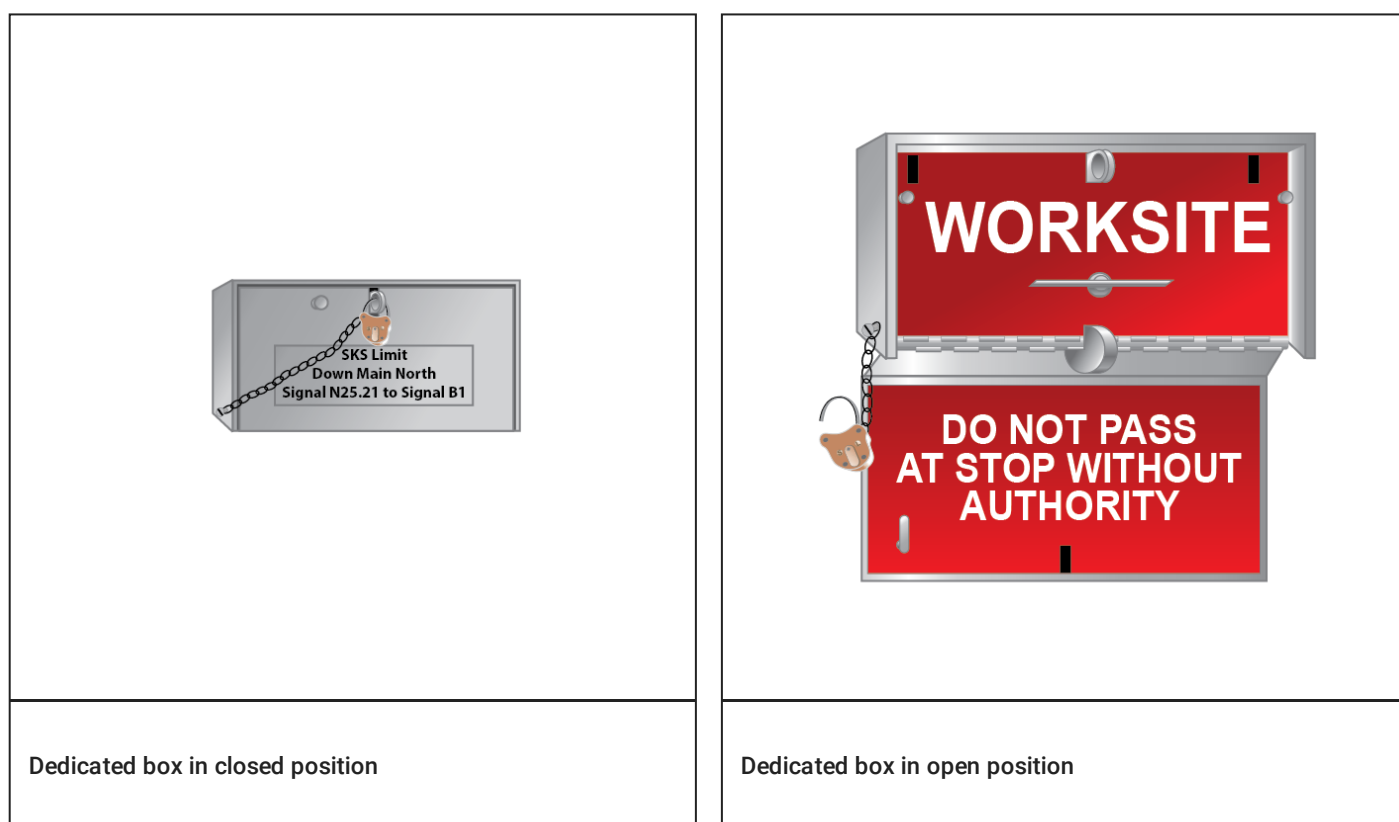
Not what you are looking for? See more [Procedures](#)

## Introduction

Signal key switches are located in dedicated boxes fitted to some automatic signals. Removal of the key from the switch will:

- set and keep the signal at **STOP**
- lock the door of the box in the open position, which displays an instruction sign.

FIGURE 1: Example of signal key switch dedicated box.




The key is inscribed with the identifying number of the signal and the line to which it applies.

## Procedures

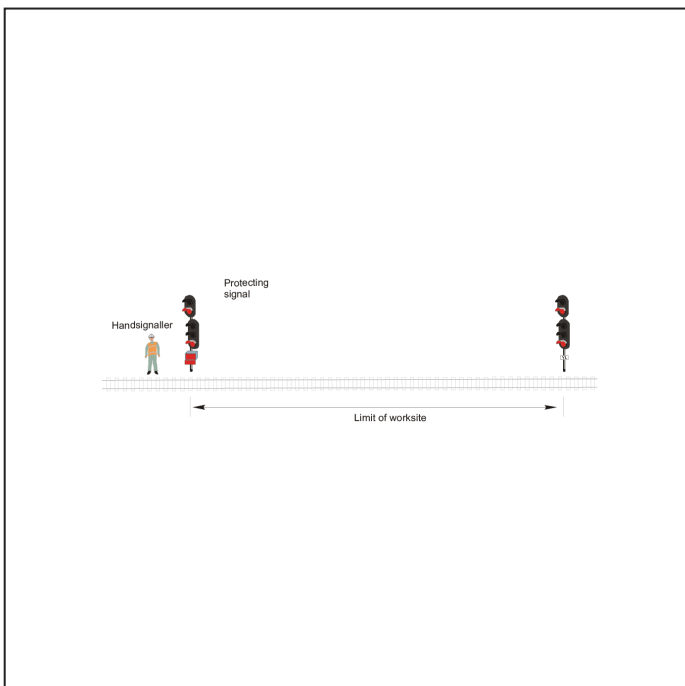
# NPR 754 Using a signal key switch

FIGURE 2: Example of key with inscribed details.



A signal key switch may be used only to protect a worksite that is located within the limits specified on the dedicated boxes.

FIGURE 3: Example of signal key switch protection limits.



## Procedures

# NPR 754 Using a signal key switch

### Note

Removal of the key will affect the aspects of signals before the protecting signal.

## Removing the key

### Handsignaller

- 1 When instructed by the Protection Officer, contact the Signaller.
- 2 Ask the Signaller for authority to remove the key.

### Warning

Handsignallers must speak with the Signaller only when instructed to do so by the Protection Officer.

### Signaller

When the Handsignaller asks for authority to remove the key.

- 3 Make sure that there is no rail traffic approaching a signal that is affected by the removal of the key.
- 4 Give the Handsignaller authority to remove the key.

### Handsignaller

- 5 Unlock and open the dedicated box.
- 6 Remove the key.
- 7 Confirm with the Signaller that the signal is displaying **STOP**.
- 8 Tell the Protection Officer:
  - that the key has been removed
  - that the signal is displaying **STOP**.

## Procedures

# NPR 754 Using a signal key switch



### Warning

Do not restore the key to its switch until told to do so by the Protection Officer.

## Restoring the key

### Handsignaller

When told by the Protection Officer to restore the key.

- 1 Restore the key to its lock.
- 2 Close and lock the dedicated box if the signal key switch is no longer required to protect a worksite.
- 3 Tell the Protection Officer that the key has been restored to the switch.

## Related Documents

[NPR 702 Using a Track Work Authority](#)

[NPR 754 Using a signal key switch](#)