

ASB Worksite Protection for Liverpool Routine Network Maintenance Activities

WORK DESCRIPTION	Routine network maintenance activities
WPP NUMBER	SW14C 14040
SCOPE	<p>This SWI is applicable for the worksite protection arrangements using ASB for routine network maintenance, defect management and repair of assets within the limits specified below and in the attached plan.</p> <p>Work activities include:</p> <ul style="list-style-type: none"> Routine preventative and corrective work such as inspections and maintenance as appropriate for the type of protection being applied as part of this plan
AUTHORISATIONS:	Protection Officer: Protection Officer Level 1 or higher
SAFETY CONTROLS: Absolute Signal Blocking (ASB) arrangements:	<p>ASB established to exclude rail traffic on the Liverpool transit road from LL205 Signal To LL211 Signal.</p> <p>For reference only:</p> <p>The assessed ASB protection is: LL201 Signal at STOP with blocking facilities applied 260 Points secured to prevent rail traffic</p>
PRESTART REQUIREMENTS:	<p>Protection Officer assessment checklist must be completed before instructions in this SWI are followed.</p> <p>Tools and equipment required:</p> <ul style="list-style-type: none"> Protection Officer requires a phone to contact the Signaller
FURTHER INFORMATION:	<p>NWT 300 Planning work in the Rail Corridor NWT 308 Absolute Signal Blocking NPR 703 Using Absolute Signal Blocking NGE 200 Walking in the Danger Zone NLA 500 Lidcombe – Campbelltown</p>

Protection Officer assessment checklist		
Protection Officer's name:		Yes (Tick if Yes)
This document has not expired 12 months beyond the issue date.		
On-site safety assessment has been completed and additional hazards and controls recorded on the pre-work briefing (Page 3).		
SWI details and protection arrangements have been reviewed and validated for the assessed worksite location.		
Corridor Safety Number	Protection Officer Signature	Date

**Warning:**

If an above item does not apply, the Protection Officer must not use this Safe Work Instruction. A new worksite protection plan must be completed in accordance with NRF 014 Worksite Protection Pre-work briefing and NRF 015 Worksite Protection Plan.

Worksite Protection Pre-work Briefing

Briefing date: / /

Protection Officer Details

<input type="text"/>	<input type="text"/>	<input type="text"/>
name	signature	contact no.

Work location: Scope of work: Worksite protection: Refer to Worksite Protection Plan for details

Hazards (e.g. Site specific hazards identified, including physical environment, human errors, plant and equipment)	Controls (to be implemented to eliminate or reduce the risk to the lowest practicable level)	Person responsible for Control
Approaching rail traffic	ASB Implemented Workers to remain within worksite limits.	Protection Officer
Adjacent live lines	Designated work and walk areas as instructed by the Protection Officer. Workers must remain within the ASB nominated worksite location limits whilst work is being performed.	Protection Officer
Access to / Egress from worksite	Protection Officer will assess and instruct when it is safe for workers to use NGE 200 Walking in the Danger Zone to move to and from the worksite or safe place.	All
Mobile phone distraction	Mobile phone usage is not allowed in the Danger Zone. Mobile phones may be used only in a safe place after informing the Protection Officer.	All

☐ A final site inspection has been conducted immediately before commencing work, and any new hazards and controls have been included.

Workplace Supervisor Details

name	signature	contact No.
------	-----------	-------------

Yes ☐ the Workplace Supervisor acknowledges that the Protection Officer will arrange worksite protection as required.

Participant Acknowledgment

NOTE: Recipients of the briefing are to question the Briefer if they don't understand any part of this briefing.

All workers listed below acknowledge that they:

- | | |
|--|--|
| 1. hold the applicable and current Rail Safety Worker Authorisation | 4. have been briefed on the planned worksite protection |
| 2. have been briefed on the identified hazards and controls | 5. understand the limits of the worksite |
| 3. have been briefed on the risks from adjacent lines and/or worksites | 6. have been briefed on the contents of the Worksite Protection Plan |
| | 7. have been shown the worksite protection diagram or map |

[illegible]

Worksite Protection Plan – Absolute Signal Blocking**1. ASB Request – Protection Officer Details**

name	signature	contact no.
RSW or RIW no.	designation	Planned Duration

Type of work:

2. Worksite Location

On the	Liverpool Transit Road	from	LL205 Signal	to	LL211 Signal
--------	------------------------	------	--------------	----	--------------

3. Protection to be used

Signal(s) at STOP with blocking facilities applied	Points Secured
Protection is required from other Signallers at	Location / panel
	Location / panel

4. AssurancesAll points of entry into the affected portion of track are protected and blocking facilities applied ☐

The last rail traffic to pass the protection was	rail traffic ID	The last known location of rail traffic is	location
--	-----------------	--	----------

Confirm that there is no rail traffic between the protection and the worksite ☐**5. Authorisation**

Authorised by Signaller

	Sefton Panel - 0285683427	hr	/ /
--	---------------------------	----	-----

Protection Number		Notes	
-------------------	--	-------	--

6. Temporarily Suspending ASB

Provide the name and worksite location Workers and equipment are clear of the Danger Zone Provide protection number	<input type="checkbox"/> <input type="checkbox"/> <input type="checkbox"/>	Provide the name and worksite location Workers and equipment are clear of the Danger Zone Provide protection number	<input type="checkbox"/> <input type="checkbox"/> <input type="checkbox"/>	Provide the name and worksite location Workers and equipment are clear of the Danger Zone Provide protection number	<input type="checkbox"/> <input type="checkbox"/> <input type="checkbox"/>
ASB suspended at	hr	ASB suspended at	hr	ASB suspended at	hr

7. Re-establish ASB assurances

The worksite location is identical All points of entry into the affected portion of track are protected and blocking facilities applied	<input type="checkbox"/> <input type="checkbox"/>	The worksite location is identical All points of entry into the affected portion of track are protected and blocking facilities applied	<input type="checkbox"/> <input type="checkbox"/>	The worksite location is identical All points of entry into the affected portion of track are protected and blocking facilities applied	<input type="checkbox"/> <input type="checkbox"/> <input type="checkbox"/>
The last rail traffic to pass the protection was	rail traffic ID	The last rail traffic to pass the protection was	rail traffic ID	The last rail traffic to pass the protection was	rail traffic ID
The last known location of rail traffic is	location	The last known location of rail traffic is	location	The last known location of rail traffic is	location
There is no approaching rail traffic between the protection and the worksite	<input type="checkbox"/>	There is no approaching rail traffic between the protection and the worksite	<input type="checkbox"/>	There is no approaching rail traffic between the protection and the worksite	<input type="checkbox"/>
ASB re-established at	hr	ASB re-established at	hr	ASB re-established at	hr
Protection No		Protection No		Protection No	

8. Ending

Provide name and worksite location	<input type="checkbox"/>	Workers and equipment clear of the Danger Zone	<input type="checkbox"/>	Provide protection number	<input type="checkbox"/>	Ended at	hr
------------------------------------	--------------------------	--	--------------------------	---------------------------	--------------------------	----------	----

6. Temporarily Suspending ASB					
Provide the name and worksite location Workers and equipment are clear of the Danger Zone Provide protection number	<input type="checkbox"/> <input type="checkbox"/> <input type="checkbox"/>	Provide the name and worksite location Workers and equipment are clear of the Danger Zone Provide protection number	<input type="checkbox"/> <input type="checkbox"/> <input type="checkbox"/>	Provide the name and worksite location Workers and equipment are clear of the Danger Zone Provide protection number	<input type="checkbox"/> <input type="checkbox"/> <input type="checkbox"/>
ASB suspended at	hr	ASB suspended at	hr	ASB suspended at	hr
7. Re-establish ASB assurances					
The worksite location is identical All points of entry into the affected portion of track are protected and blocking facilities applied	<input type="checkbox"/> <input type="checkbox"/>	The worksite location is identical All points of entry into the affected portion of track are protected and blocking facilities applied	<input type="checkbox"/> <input type="checkbox"/>	The worksite location is identical All points of entry into the affected portion of track are protected and blocking facilities applied	<input type="checkbox"/> <input type="checkbox"/>
The last rail traffic to pass the protection was	rail traffic ID	The last rail traffic to pass the protection was	rail traffic ID	The last rail traffic to pass the protection was	rail traffic ID
The last known location of rail traffic is	Location	The last known location of rail traffic is	location	The last known location of rail traffic is	location
There is no approaching rail traffic between the protection and the worksite	<input type="checkbox"/>	There is no approaching rail traffic between the protection and the worksite	<input type="checkbox"/>	There is no approaching rail traffic between the protection and the worksite	<input type="checkbox"/>
ASB re-established at	hr	ASB re-established at	hr	ASB re-established at	hr
Protection No		Protection No		Protection No	





Notes

--

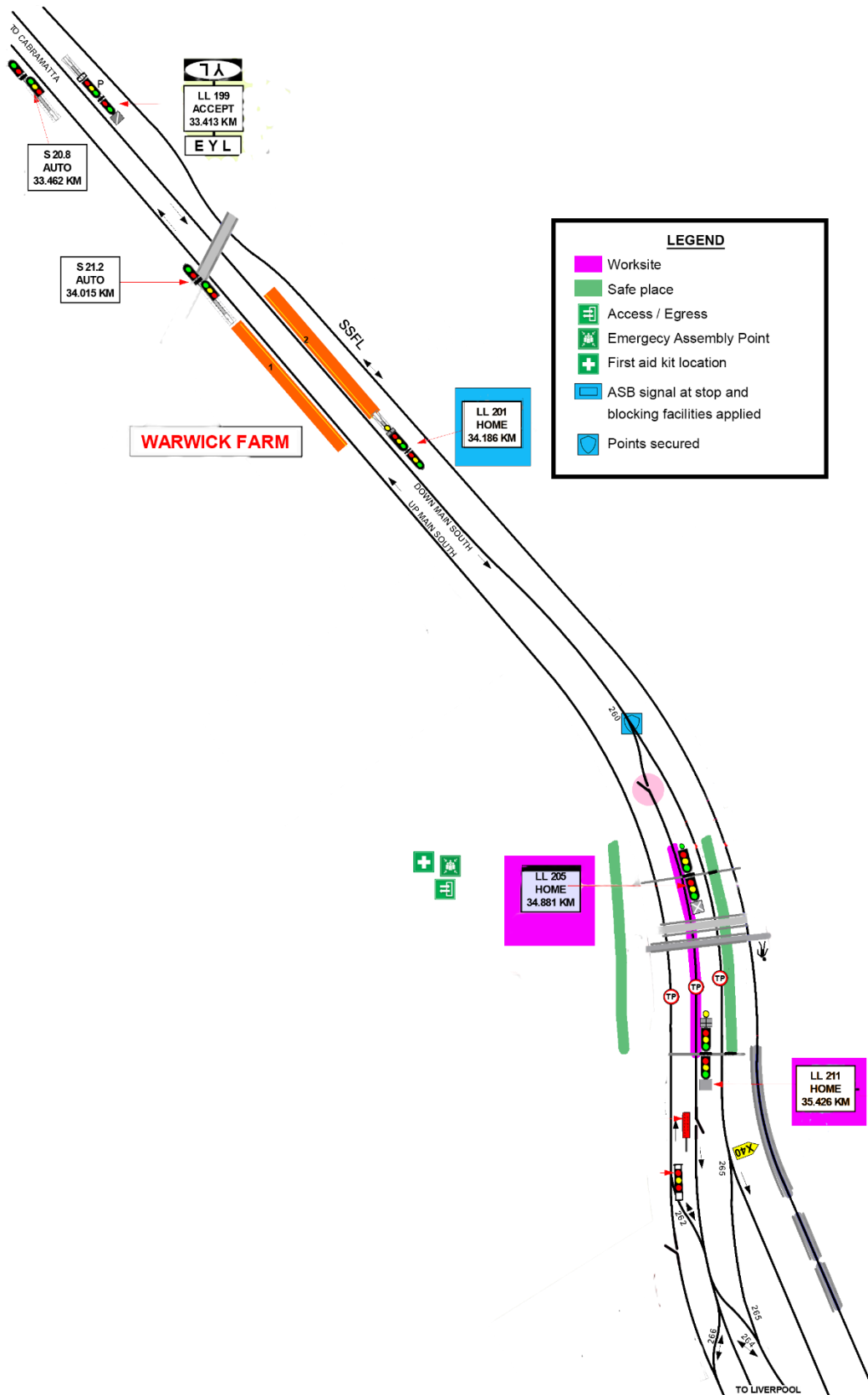
6. Temporarily Suspending ASB					
Provide the name and worksite location Workers and equipment are clear of the Danger Zone Provide protection number	<input type="checkbox"/> <input type="checkbox"/> <input type="checkbox"/>	Provide the name and worksite location Workers and equipment are clear of the Danger Zone Provide protection number	<input type="checkbox"/> <input type="checkbox"/> <input type="checkbox"/>	Provide the name and worksite location Workers and equipment are clear of the Danger Zone Provide protection number	<input type="checkbox"/> <input type="checkbox"/> <input type="checkbox"/>
ASB suspended at	hr	ASB suspended at	hr	ASB suspended at	hr
7. Re-establish ASB assurances					
The worksite location is identical All points of entry into the affected portion of track are protected and blocking facilities applied	<input type="checkbox"/> <input type="checkbox"/>	The worksite location is identical All points of entry into the affected portion of track are protected and blocking facilities applied	<input type="checkbox"/> <input type="checkbox"/>	The worksite location is identical All points of entry into the affected portion of track are protected and blocking facilities applied	<input type="checkbox"/> <input type="checkbox"/>
The last rail traffic to pass the protection was	rail traffic ID	The last rail traffic to pass the protection was	rail traffic ID	The last rail traffic to pass the protection was	rail traffic ID
The last known location of rail traffic is	location	The last known location of rail traffic is	location	The last known location of rail traffic is	location
There is no approaching rail traffic between the protection and the worksite	<input type="checkbox"/>	There is no approaching rail traffic between the protection and the worksite	<input type="checkbox"/>	There is no approaching rail traffic between the protection and the worksite	<input type="checkbox"/>
ASB re-established at	hr	ASB re-established at	hr	ASB re-established at	hr
Protection No		Protection No		Protection No	

Notes

--

INSTRUCTIONS:	<ol style="list-style-type: none"> 1. Workers enter the rail corridor via access gate S00 35.327 U (Image 1) and entry to rail corridor via S00 35.459 U (Image 2). 2. Protection Officer briefs workers about the worksite protection arrangements. 3. Protection Officer contacts the Signaller at Sefton Panel to request ASB. 4. After ASB has been authorised. start work within the limits of the nominated worksite location. 5. Protection Officer instruct workers to move and remain in the safe place when ASB suspension is required. 6. Workers immediately move to a safe place when warned. 7. Repeat steps 4-6 until work is complete work. 8. Protection Officer contacts the signaller at Sefton panel to end ASB 9. All workers egress the rail corridor via S00 35.327 U
ADDITIONAL DETAILS	<p>Suspending ASB</p> <p>If the ASB is required to be suspended, the Protection Officer must make sure all workers and equipment are clear of the Danger Zone and are in a safe place before suspending the ASB as per NPR 703 Using Absolute Signal Blocking</p>
IMAGES:	<div data-bbox="371 768 884 1272">  <p>Image 1: Access gate S00 35.327 U near 8 college St carpark gate</p> </div> <div data-bbox="938 768 1452 1272">  <p>Image 2: Access gate S00 35.459 U</p> </div> <div data-bbox="347 1375 868 1977">  <p>Image 3: View of worksite towards Warwick Farm</p> </div> <div data-bbox="938 1375 1458 1977">  <p>Image 4: view of worksite towards Liverpool.</p> </div>

Diagram



UNCONTROLLED COPY WHEN PRINTED

[illegible]