

# DRIVERS ROUTE KNOWLEDGE DIAGRAMS

## EASTERN SUBURBS LINE

BONDI JUNCTION

EDGECLIFF

KINGS CROSS

MARTIN PLACE

TOWN HALL

CENTRAL

REDFERN

ERSKINEVILLE

**Effective Date:** April 2026

**Version:** 4.30

### **Explanatory Notes:**

Navigate to your area of interest via the station index or by using links created in Adobe bookmarks.

This document is approved for **route knowledge only**.

**Do not use these diagrams for any safety related purpose** without validating the information against a controlled source or in the field.

Information in these diagrams is uncontrolled.

Please report any updates to  
[gjs.support@transport.nsw.gov.au](mailto:gjs.support@transport.nsw.gov.au)



**Copyright:** Sydney Trains

**Ownership:** Location Services

**Location:** CM Record No.D2015/580

SECTION : **BONDI JUNCTION TO EDGECLIFF**  
 MAP SET : **BONDI JUNCTION TO ERSKINEVILLE**  
 UPDATED TO : 14 March 2024

**INFORMATION**

CONTROLLED FROM : RAIL OPERATIONS CENTRE

RADIO AREA CODE : 007 (SYDENHAM)

**SPECIAL POINTS OF INTEREST**

**BONDI JUNCTION**

AS THERE ARE NO CATCH POINTS PROVIDED IN THE TERMINAL ROAD, TRAINS MUST ONLY BE STABLED IN THE TERMINAL ROAD ON THE AUTHORITY OF THE NETWORK CONTROLLER.

WHEN STABLING TRAINS AT BONDI IF A MOTOR CAR HAS A SPRING PARKING BRAKE IT IS NOT NECESSARY TO APPLY THE ADJOINING TRAILER CAR RATCHET PARK BRAKE BUT IF THE MOTOR CAR HAS A RATCHET PARK BRAKE IT IS NECESSARY TO APPLY THE RATCHET PARK BRAKE ON THE ADJOINING TRAILER CAR AS WELL. TWO RED LIGHTS ARE TO BE PLACED ON THE SYDNEY END OF THE TRAIN.

WHEN A TRAIN IS BEING PREPARED FOR SERVICE, THE PARKING BRAKES MUST NOT BE RELEASED UNTIL THE TRAIN IS DUE TO DEPART AND A BRAKE PIPE CONTINUITY TEST HAS BEEN CONDUCTED.

SIGNALS SY 771, SY 775, SY 778, SY 776, SY 768 AND SY 770 ALL HAVE A CALLING ON SIGNAL.

**NLA 106**  
 SEE NLA 106 FOR SPECIAL INSTRUCTIONS

**APPENDICES**  
 PLEASE SEE APPENDICES FOR POINTS OF NO RETURN, TERMINATING MOVEMENTS AND SIDING LENGTHS

SIGNAL	DESTINATION	INDICATION
SY 775 ES	DOWN STORAGE SIDING (M)	S
	DOWN STORAGE SIDING (S)	S
	TERMINAL ROAD (M)	T
	TERMINAL ROAD (S)	T

SIGNAL	DESTINATION	INDICATION
SY 770 ES	UP ESR (M)	-
	UP ESR (S)	-

SIGNAL	DESTINATION	INDICATION
SY 768 ES	UP ESR (M)	-
	UP ESR (S)	-

SIGNAL	DESTINATION	INDICATION
SY 785 ES	TERMINAL ROAD (M)	T
	TERMINAL ROAD (S)	T
	UP STORAGE ROAD (M)	S
	UP STORAGE ROAD (S)	S

SIGNAL	DESTINATION	INDICATION
SY 776 ES	UP ESR (M)	U
	UP ESR (S)	U
	DOWN ESR (M)	D
	DOWN ESR (S)	D

SIGNAL	DESTINATION	INDICATION
SY 767 ES	DOWN ESR (M)	D
	DOWN ESR (S)	D
	UP ESR (M)	U
	UP ESR (S)	U

1 IN 65

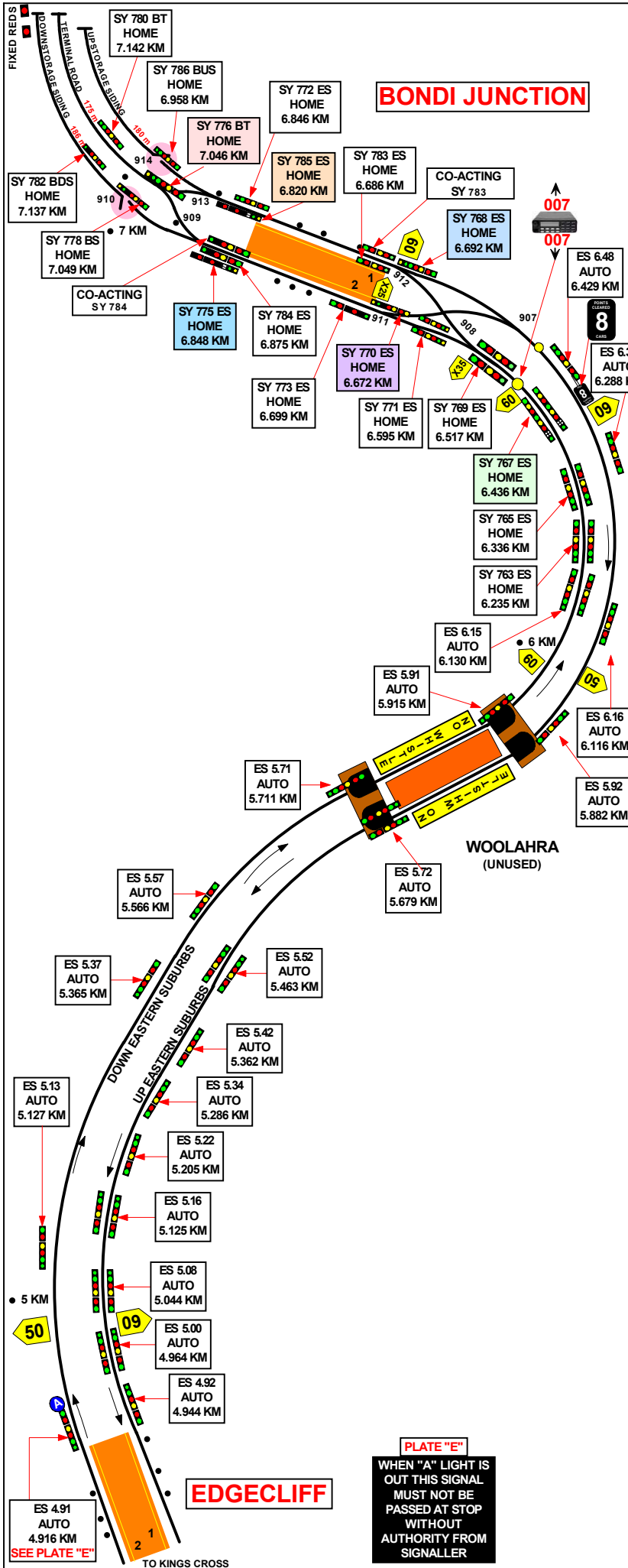
LEVEL

1 IN 56 (UP E.S.R.)  
 1 IN 59 (DOWN E.S.R.)

LEVEL

1 IN 36

LEVEL



**PLATE "E"**  
 WHEN "A" LIGHT IS OUT THIS SIGNAL MUST NOT BE PASSED AT STOP WITHOUT AUTHORITY FROM SIGNALLER

SECTION : **BONDI JUNCTION**  
 MAP SET : **BONDI JUNCTION TO ERSKINEVILLE**  
 UPDATED TO : 14 March 2024

CONTROLLED FROM : RAIL OPERATIONS CENTRE

RADIO AREA CODE : 007 (SYDENHAM)

**NLA 106**  
**SEE NLA 106 FOR SPECIAL INSTRUCTIONS**

**APPENDICES**  
 PLEASE SEE APPENDICES FOR POINTS OF NO RETURN,  
 AND TERMINATING MOVEMENTS

## SPECIAL POINTS OF INTEREST BONDI JUNCTION

### STABLING OF TRAINS

WHEN STABLING TRAINS AT BONDI IF A MOTOR CAR HAS A SPRING PARKING BRAKE IT IS NOT NECESSARY TO APPLY THE ADJOINING TRAILER CAR RATCHET PARK BRAKE BUT IF THE MOTOR CAR HAS A RATCHET PARK BRAKE IT IS NECESSARY TO APPLY THE RATCHET PARK BRAKE ON THE ADJOINING TRAILER CAR AS WELL. TWO RED LIGHTS ARE TO BE PLACED ON THE SYDNEY END OF THE TRAIN .

WHEN A TRAIN IS BEING PREPARED FOR SERVICE, THE BRAKES MUST NOT BE RELEASED UNTIL THE TRAIN IS DUE TO DEPART AND A BRAKE PIPE CONTINUITY TEST HAS BEEN CONDUCTED.

IN DOWN STORAGE SIDING ON 8 CAR TRAINS PLEASE ENSURE THAT CAB IS STOPPED ON THE 8 CAR MARKER TO ENSURE ALIGNMENT OF TRANSFER PLATFORM

SIGNALS SY 771, SY 775, SY 778 , SY 776, SY 768 AND SY 770 ALL HAVE A CALLING ON SIGNAL.

### TRAINS LESS THAN FOUR CARS AND TRACK VEHICLES

WHEN TRAVERSING 908 / 912 AND 907 / 911 POINTS IN THE REVERSE POSITION , LESS THAN FOUR CARS AND TRACK VEHICLES MUST BE BLOCK WORKED BETWEEN SY 767 ES AND SY 783 ES SIGNALS SY 770 ES AND ES 6.48 SIGNALS AS THEY MAY NOT RELIABLY OPERATE THE TRACK CIRCUITS .

### AUTOMATIC NORMALISING OF CATCH POINTS 910 DOWN STORAGE SIDING AND CATCH POINTS 914 UP STORAGE

WHEN RAIL VEHICLES THAT DO NOT RELIABLY OPERATE TRACK CIRCUITS ARE TO ENTER OR DEPART THE DOWN STORAGE OR UP STORAGE SIDINGS , CATCH POINTS 910 OR 914 MUST BE LOCKED IN POSITION USING THE POINT LEVER TO DISABLE THE AUTOMATIC NORMALISING FACILITY .

SIGNAL	DESTINATION	INDICATION
SY 775 ES	DOWN STORAGE SIDING (M)	S
	DOWN STORAGE SIDING (S)	S
	TERMINAL ROAD (M)	T
	TERMINAL ROAD (S)	T

SIGNAL	DESTINATION	INDICATION
SY 776 ES	UP ESR (M)	U
	UP ESR (S)	U
	DOWN ESR (M)	D
	DOWN ESR (S)	D

SIGNAL	DESTINATION	INDICATION
SY 770 ES	UP ESR(M)	-
	UP ESR (S)	-

SIGNAL	DESTINATION	INDICATION
SY 785 ES	TERMINAL ROAD (M)	T
	TERMINAL ROAD (S)	T
	UP STORAGE ROAD (M)	S
	UP STORAGE ROAD (S)	S

SIGNAL	DESTINATION	INDICATION
SY 767 ES	DOWN ESR (M)	D
	DOWN ESR (S)	D
	UP ESR (M)	U
	UP ESR (S)	U

SIGNAL	DESTINATION	INDICATION
SY 768 ES	UP ESR(M)	-
	UP ESR (S)	-

SECTION : **EDGECLIFF TO KINGS CROSS**  
MAP SET : **BONDI JUNCTION TO ERSKINEVILLE**  
UPDATED TO : 14 March 2024

GRADIENT

**INFORMATION**

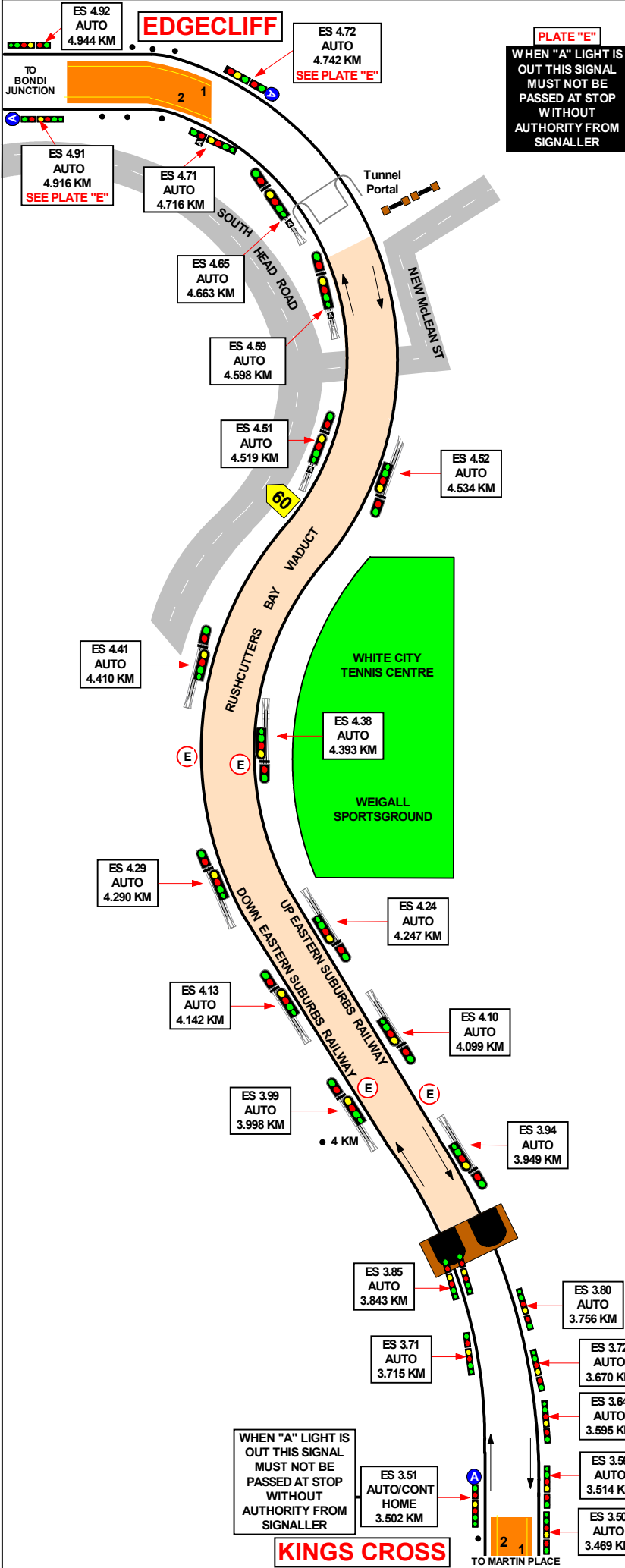
CONTROLLED FROM : **RAIL OPERATIONS CENTRE**  
RADIO AREA CODE : **007 (SYDENHAM)**

**SPECIAL POINTS OF INTEREST**

THE RAILS OF THE DOWN AND UP EASTERN SUBURBS RAILWAY ON THE WOOLLOOMOOLOO AND RUSHCUTTERS BAY VIADUCTS ARE FITTED WITH SPECIAL MODIFIED EXPANSION JOINTS NO CLIPPING OR LOCKING REQUIRED

**NLA 106**  
**SEE NLA 106 FOR SPECIAL INSTRUCTIONS**

LEVEL  
1 IN 115  
1 IN 42  
1 IN 165  
1 IN 49  
1 IN 40  
LEVEL



KINGS CROSS

SECTION : **KINGS CROSS TO TOWN HALL**  
MAP SET : **BONDI JUNCTION TO ERSKINEVILLE**  
UPDATED TO : 16 April 2026

INFORMATION

CONTROLLED FROM : RAIL OPERATIONS CENTRE

RADIO AREA CODE : 007 (SYDENHAM)

SPECIAL POINTS OF INTEREST

THE RAILS OF THE DOWN AND UP EASTERN SUBURBS RAILWAY ON THE WOOLLOOMOOLOO AND RUSHCUTTERS BAY VIADUCTS ARE FITTED WITH SPECIAL MODIFIED EXPANSION JOINTS NO CLIPPING OR LOCKING REQUIRED

MARTIN PLACE

NLA 106  
SEE NLA 106 FOR SPECIAL INSTRUCTIONS

APPENDICES  
PLEASE SEE APPENDICES FOR POINTS OF NO RETURN, AND TERMINATING MOVEMENTS

LEVEL

1 IN 81 (UP E.S.R.)  
1 IN 96 (DOWN E.S.R.)

LEVEL

1 IN 30

GRADIENT

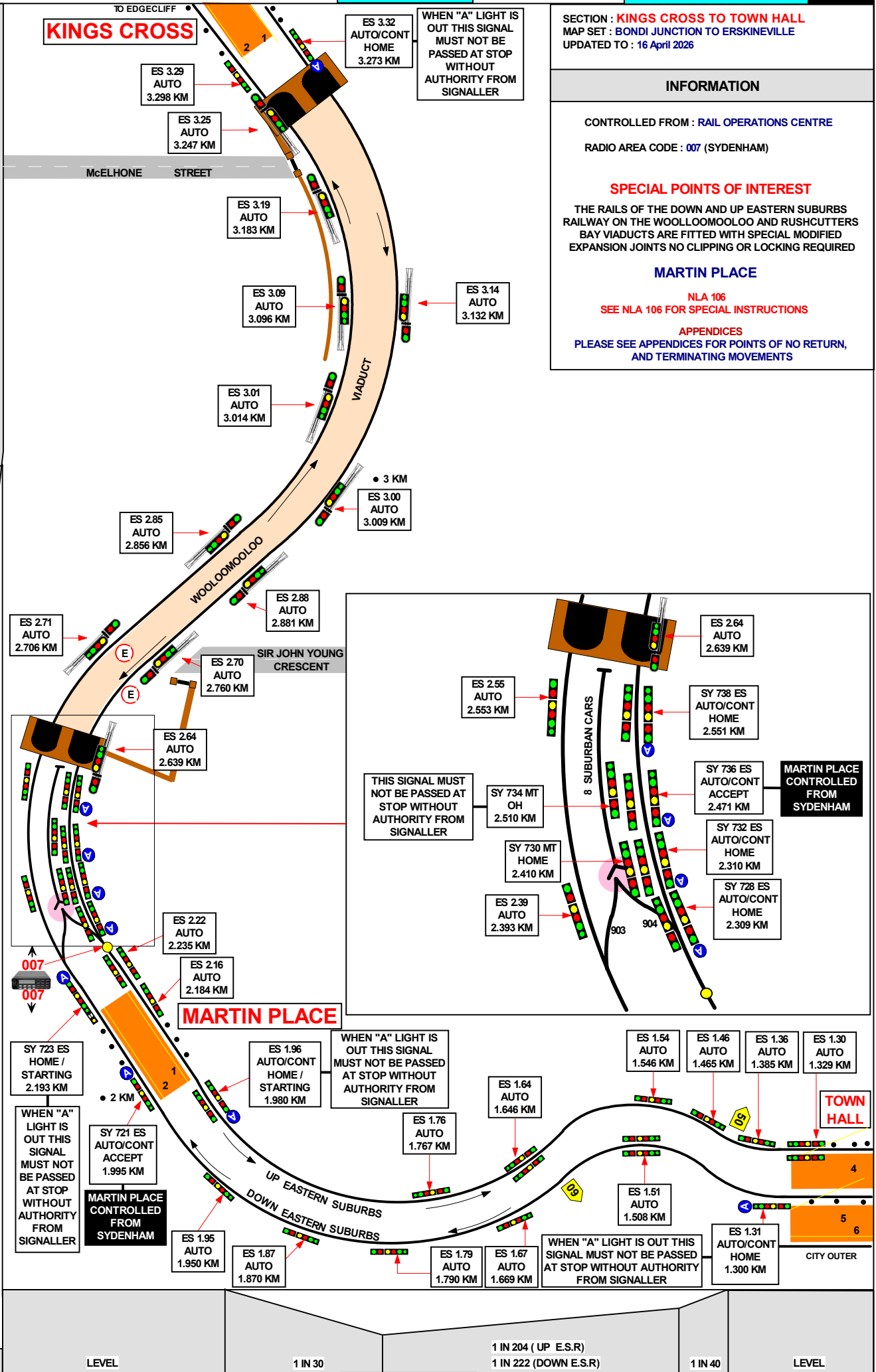
LEVEL

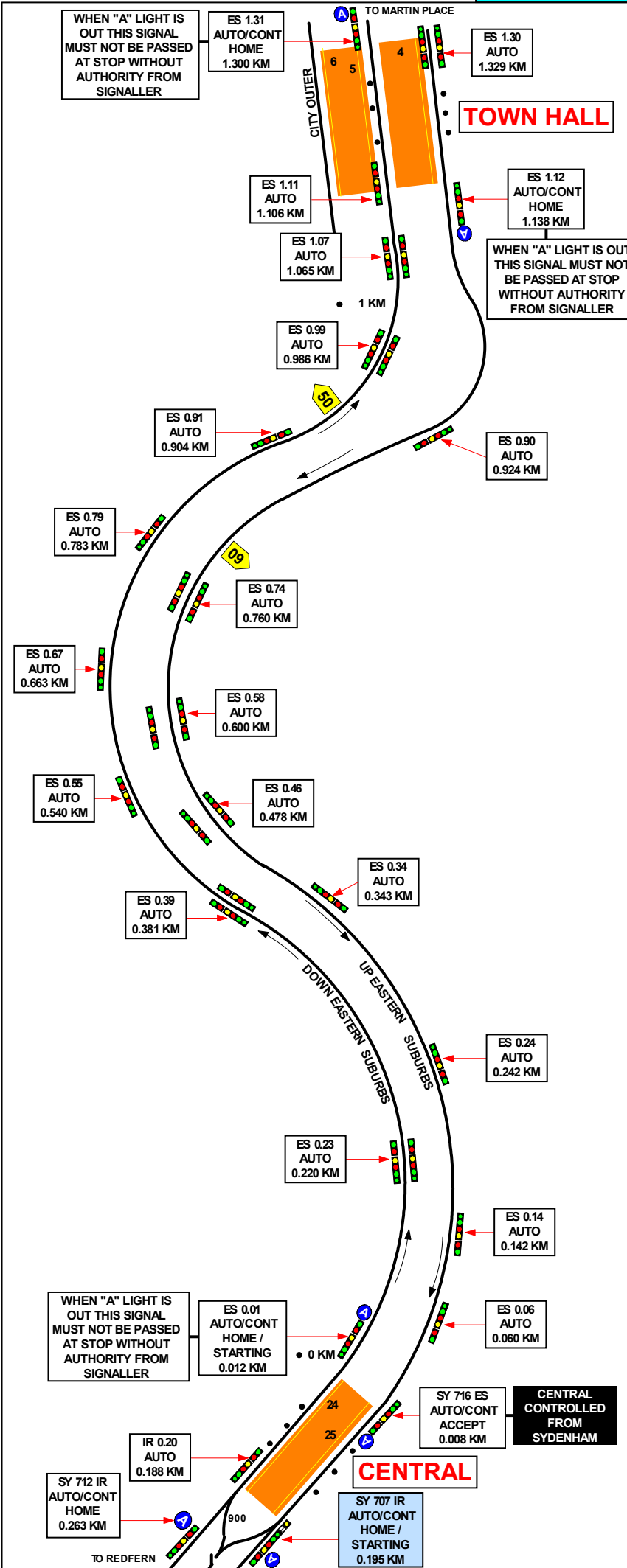
1 IN 30

1 IN 204 (UP E.S.R.)  
1 IN 222 (DOWN E.S.R.)

1 IN 40

LEVEL





SECTION : TOWN HALL TO CENTRAL  
 MAP SET : BONDI JUNCTION TO ERSKINEVILLE  
 UPDATED TO : 14 March 2024

**INFORMATION**

CONTROLLED FROM : RAIL OPERATIONS CENTRE

RADIO AREA CODE : 007 (SYDENHAM)

**SPECIAL POINTS OF INTEREST**

**CENTRAL**

WHEN STABLING A TRAIN IN THE TERMINAL ROAD ALL MOTOR CAR HAND / PARKING BRAKES MUST BE APPLIED. SHOULD 4 CARS BE STANDING IN THE TERMINAL ROAD CLEAR OF SIGNAL SY 706 CT, ADDITIONAL 4 CARS MAY PROCEED ON CLEARING OF THE CALLING ON SIGNAL ON SY 707 IR.

**NLA 106**  
 SEE NLA 106 FOR SPECIAL INSTRUCTIONS

**APPENDICES**  
 PLEASE SEE APPENDICES FOR POINTS OF NO RETURN, AND TERMINATING MOVEMENTS

SIGNAL	DESTINATION	INDICATION
SY 707 IR	TERMINAL ROAD (S)	T

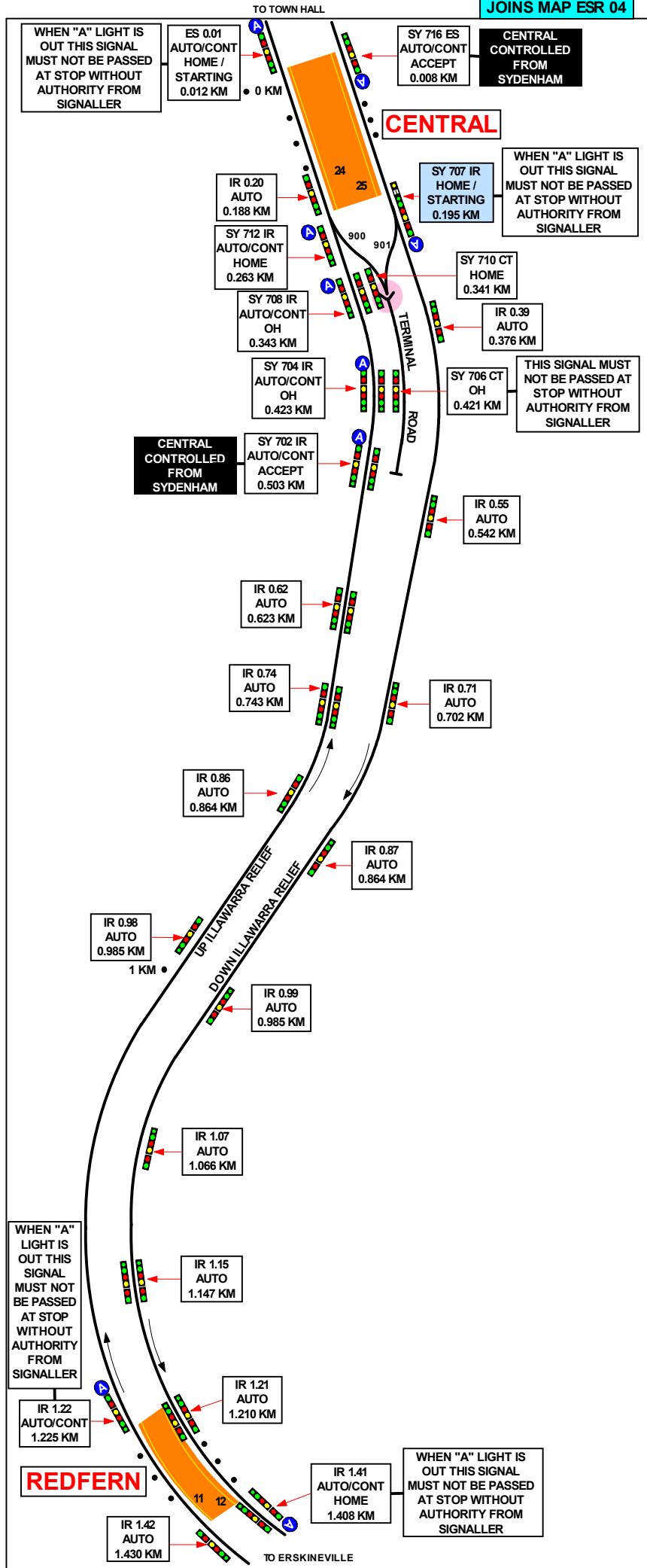
GRADIENT

LEVEL

1 IN 32

1 IN 33

LEVEL



SECTION : **CENTRAL TO REDFERN**  
 MAP SET : BONDJUNCTION TO ERSKINEVILLE  
 UPDATED TO : 14 March 2024

GRADIENT

**INFORMATION**

CONTROLLED FROM : RAIL OPERATIONS CENTRE

RADIO AREA CODE : 007 (SYDENHAM)

**SPECIAL POINTS OF INTEREST**

**CENTRAL**

WHEN STABLING A TRAIN IN THE TERMINAL ROAD ALL MOTOR CAR HAND/PARKING BRAKES MUST BE APPLIED. SHOULD 4 CARS BE STANDING IN THE TERMINAL ROAD CLEAR OF SIGNAL SY 706 CT, ADDITIONAL 4 CARS MAY PROCEED ON CLEARING OF THE CALLING ON SIGNAL ON SY 707 IR.

NLA 106  
 SEE NLA 106 FOR SPECIAL INSTRUCTIONS

APPENDICES  
 PLEASE SEE APPENDICES FOR POINTS OF NO RETURN, AND TERMINATING MOVEMENTS

SIGNAL	DESTINATION	INDICATION
SY 707 IR	TERMINAL ROAD (S)	T

LEVEL

1 IN 169

1 IN 49

LEVEL

SECTION : REDFERN TO ERSKINEVILLE  
 MAP SET : BONDI JUNCTION TO ERSKINEVILLE  
 UPDATED TO : 13 January 2026

GRADIENT

INFORMATION

CONTROLLED FROM : RAIL OPERATIONS CENTRE

RADIO AREA CODE : 007 (SYDENHAM)  
 : 035 (EAST DOWN)

SPECIAL POINTS OF INTEREST  
 ERSKINEVILLE

SETTING BACK IS NOT PERMITTED AT ERSKINEVILLE  
 DOWN ILLAWARRA LOCAL No. 2 PLATFORM.

NLA 106  
 SEE NLA 106 FOR SPECIAL INSTRUCTIONS

APPENDICES  
 PLEASE SEE APPENDICES FOR POINTS OF NO RETURN,  
 AND TERMINATING MOVEMENTS

LEVEL

1 IN 40

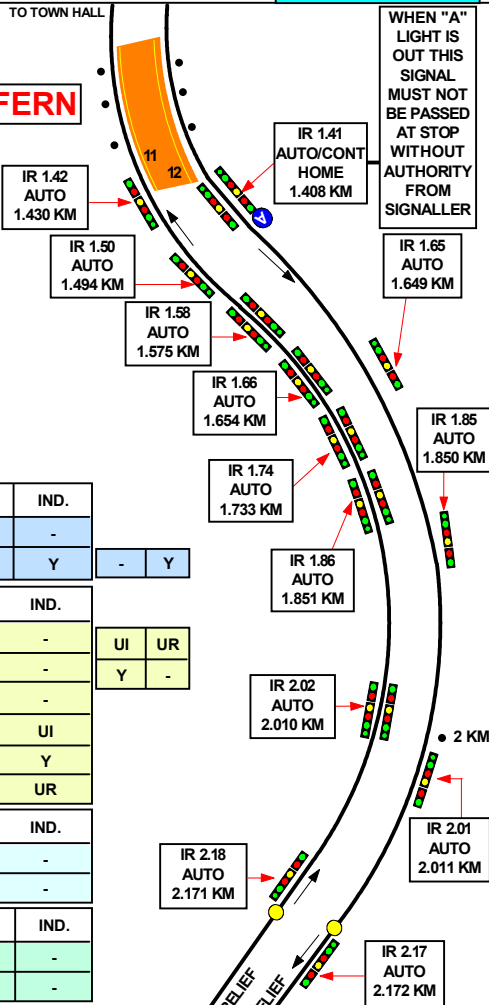
1 IN 200

1 IN 188

1 IN 32

LEVEL

REDFERN



SIGNAL	DESTINATION	IND.
542	-	-
	EVELEIGH YARD	Y
SY 544 I	UP ILLAWARRA (M)	-
	-	-
	UP ILLAWARRA RELIEF (M)	-
	UP ILLAWARRA (S)	UI
	EVELEIGH YARD (S)	Y
UP ILLAWARRA RELIEF (S)	UR	
SY 545 IR	DOWN ILLAWARRA (M)	-
	DOWN ILLAWARRA (S)	-
541	DOWN ILLAWARRA (M)	-
	UP ILLAWARRA (S)	-

-	Y
UI	UR
Y	-

SYDENHAM

ERSKINEVILLE