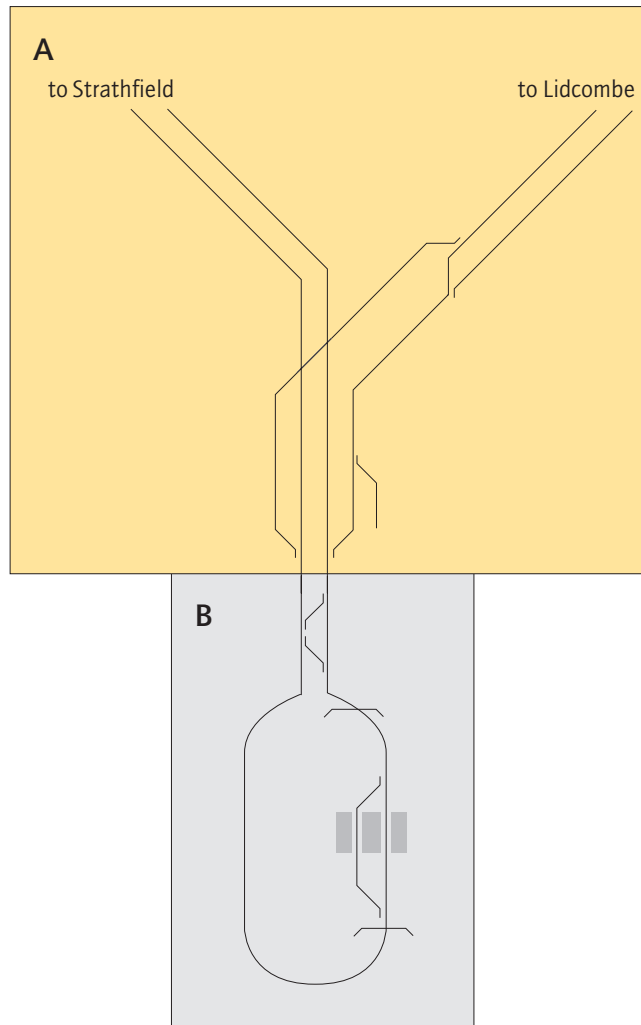


Olympic Park

Location

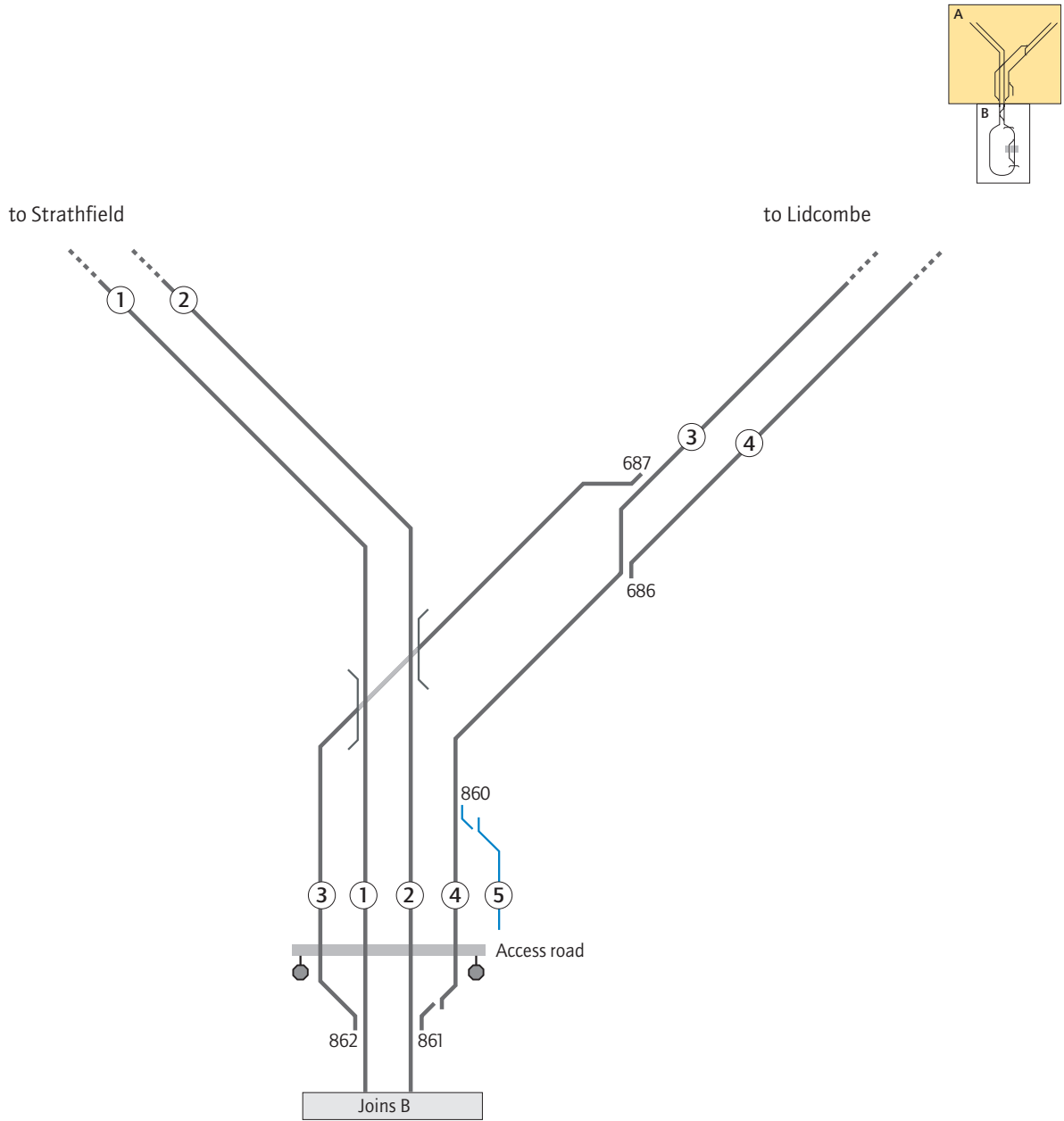
Olympic Park is at 17.229km.

Diagrams



Olympic Park

A

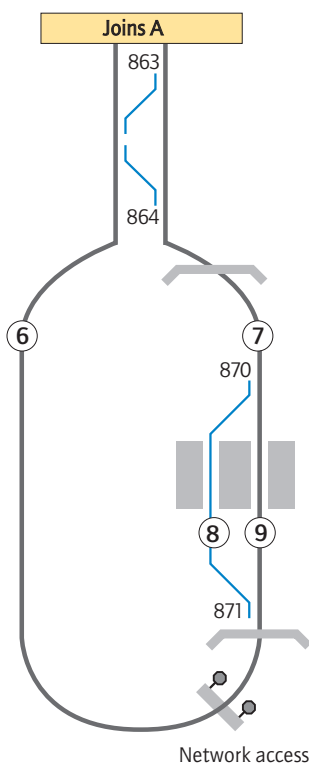
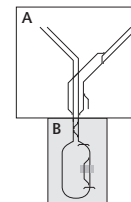


KEY

- | | | |
|------------------------------------|------------------------------------|----------------------------|
| 1 Up Homebush Bay East Fork line | 3 Down Homebush Bay West Fork line | 5 Dairy Farmers siding 52m |
| 2 Down Homebush Bay East Fork line | 4 Up Homebush Bay West Fork line | |

Olympic Park

B



KEY					
6	Up Homebush Bay Loop line	8	Inner Platform road 202m	9	Outer Platform road 202m
7	Down Homebush Bay Loop line				

Network Control

Signaller at Homebush Control Centre (Lidcombe panel)

Yard limits




Olympic Park is within Strathfield yard limits.

Olympic Park



Location details



Interlocked points are operated from Strathfield.

-  16.654km Aquatic tunnel portal
-  17.229km Olympic Park. Platforms 1, 2 and 3, 4
-  17.731km Parkview tunnel portal

Level crossings

-  15.695km Access road on the Up and Down Homebush Bay East and West Fork lines
-  18.132km Network access on the Up Homebush Bay Loop line

Special instructions

Signal emergency control buttons

Some automatic signals on the Homebush Bay Loop line have emergency control buttons to set the signals at STOP.

Emergency control buttons can be used to set signals at STOP to protect work on track.

Establishing Worksites using Lookouts and Warning Lights as a Safety measure

Worksites using Lookouts and Warning lights as a safety measure may be established on the Up and Down Homebush loop line (Signal No 10.31 to Signal ST 844 inclusive).

These worksites must not be established if rail traffic that does not reliably operate track circuits is operating.

Any established worksite using Lookouts and Warning lights as a safety measure must be cleared prior to allowing rail traffic that does not reliably operate track circuits to enter the affected area.

If the Protection Officer for an established Lookout Working worksite cannot be contacted to gain an assurance that the worksite can be cleared, the Driver or Track Vehicle Operator of Rail Traffic that does not reliably operate track circuits must be issued with a written Condition Affecting the Network (CAN) Warning that includes;

- the location of the worksite,
- the requirement for the Driver or Track Vehicle Operator to travel with headlights switched on between platforms, and,
- Rail Traffic must not exceed 10km/h through the worksite location.

Warning lights must not be used where a minimum warning time of more than 20 seconds is required.

Olympic Park

Related documents

NLA 116 *Flemington*

NLA 120 *Lidcombe*

Effective date

8 May 2018