

20

weekly notice

Monday, 14 May 2018
Sunday, 20 May 2018



See online for all Safeworking Information

www.railsafe.org.au

Safeworking information, such as Weekly Notices and SAFE Notices, is available on the RailSafe website.

By accessing Weekly Notices and SAFE Notices online, you will receive safety information more quickly. Weekly Notices remain on the RailSafe website for two years; Permanent and Temporary SAFE Notices remain online as long as they are current.

Anyone needing back issues of Weekly Notices and SAFE Notices should contact the Network Rules unit.

If you are outside Sydney Trains, you can reach the RailSafe website via the following address:

www.railsafe.org.au

Other Safeworking documents, such as Network Rules, Network Procedures, Network Local Appendices, Safeworking Policies, SafeTracks flyers, and contractor information are also available online.

*GENERAL MANAGER SAFETY AND STANDARDS
SYDNEY TRAINS*

CONTENTS

PUBLICATION DEADLINES AND SUBMISSION OF ARTICLES	2
MAIN NORTH & NORTH SHORE CORRIDOR WORKS, WAVERTON TO ARTARMON HEADWAY IMPROVEMENTS PORTION 5C – ENABLING STAGE 1 & STAGE 2 COMMISSIONING (DIAGRAM)	3
SYDNEY AREA (REDFERN) – RENEWAL OF 654 POINTS	8
STATUS OF TOM NOTICES	9
STATUS OF PERMANENT SAFE NOTICES	10
STATUS OF NETWORK MANUALS AND FORMS	11
STATUS OF TRAIN WORKING PROCEDURES	12
DISTRIBUTION OFFICERS	13

PUBLICATION DEADLINES AND SUBMISSION OF ARTICLES

Dates of the next four Weekly Notices and deadlines for articles are:

Weekly Notice	For Week	Deadline
21	21/5/18–27/5/18	24/4/18
22	28/5/18–3/6/18	1/5/18
23	4/6/18–10/6/18	8/5/18
24	11/6/18–17/6/18	15/5/18

So that printing and distributing schedules can be met, it is essential articles are received by the deadline.

Late articles will be published in the next issue of the Weekly Notice. This may result in information not being distributed in time for it to be acted upon.

When submitting articles, please include your name, position title, telephone numbers and email details at the end of the articles as shown below:

Steve Swanson

Network Rules Specialist

Tel: 02 8922 4183 (external) 2 4183 (internal)

Email: stephen.swanson@transport.nsw.gov.au

MAIN NORTH & NORTH SHORE CORRIDOR WORKS, WAVERTON TO ARTARMON HEADWAY IMPROVEMENTS PORTION 5C – ENABLING STAGE 1 & STAGE 2 COMMISSIONING

Commencing at 0200hrs on **Saturday, 19 May 2018**, and continuing until 0200hrs on Monday, 21 May 2018, the following work will be carried out:

The following speed sign change on the Up North Shore Line will be done:

- Existing speed sign of 80kmh will be removed at 17.300km on Up North Shore Line.
- A new speed sign of 75kmh will be added at 17.300km on Up North Shore Line.
- Existing speed sign of 75kmh will be removed at 13.320km on Up North Shore Line.
- A new speed sign of 70kmh will be added at 13.320km on Up North Shore Line.
- A new speed sign of 60kmh will be added at 12.180km on Up North Shore Line.
- Existing speed sign of 60kmh will be removed at 11.920km on Up North Shore Line.
- Existing speed sign of 80kmh will be removed at 11.595km on Up North Shore Line.
- A new speed sign of 80kmh will be added at 11.570km on Up North Shore Line.
- Existing speed sign of 80kmh will be removed at 11.287km on Up North Shore Line.
- A new speed sign of 75kmh will be added at 11.220km on Up North Shore Line.
- A new speed sign of 80kmh will be added at 10.860km on Up North Shore Line.
- A new speed sign of 75kmh will be added at 10.280km on Up North Shore Line.

The following speed sign change on the Down North Shore Line will be done:

- A new speed sign of 70kmh will be added at 11.020km on Down North Shore Line.
- Existing speed sign of 80kmh will be removed at 11.287km on Down North Shore Line.
- A new speed sign of 80kmh will be added at 11.790km on Down North Shore Line.
- Existing speed sign of 80kmh will be removed at 14.725km on Down North Shore Line.
- A new speed sign of 75kmh will be added at 14.725km on Down North Shore Line.

Speeds – up direction

DIRECTION	TRAIN TYPE	LINE SPEED (KM/H)	KILOMETRAGES	
			From	To
Up North Shore Line	General	75	17.300Km	14.540Km
		45	14.540Km	14.290Km
		80	14.290Km	13.320Km
		70	13.320Km	12.860Km
		80	12.860Km	12.180Km
		60	12.180Km	11.570Km
		80	11.570Km	11.220Km
		75	11.220Km	10.860Km
		80	10.860Km	10.280Km
		75	10.280Km	8.630Km

Speeds - Down direction

DIRECTION	TRAIN TYPE	LINE SPEED (KM/H)	KILOMETRAG- ES	
			From	To
Down North Shore Line	General	80	10.560Km	11.020Km
		70	11.020Km	11.790Km
		80	11.790Km	14.290Km
		50	14.290Km	14.725Km
		75	14.725Km	16.900Km

The following alterations will be carried out to signals in the Wollstonecraft to Artarmon Section:

Signals

SIGNAL / ROUTE NAME	KM	STATUS	DESCRIPTION	REMARKS
SH4.65	7.518	Existing	Down Auto, Down North Shore	Medium aspect removed, lower yellow blanked out.
SH5.03	8.050	Existing	Down Auto, Down North Shore	Medium aspect removed, lower yellow blanked out
SH5.13	8.315	Existing	Down Auto,Down North Shore	Medium aspect removed, lower yellow blanked out.
SH5.20	8.353	Existing	Up Auto,Up North Shore	Medium aspect removed, lower yellow blanked out.

SH5.32	8.561	Existing	Up Auto,Up North Shore	Medium aspect removed, lower yellow blanked out.
SH5.40	8.756	Existing	Up Auto,Up North Shore	Medium aspect removed, lower yellow blanked out.
SH5.59	8.964	Existing	Down Auto,Down North Shore	Medium aspect provided. Blanking plate removed and lower yellow added.
SH6.19	9.871	Relocated as New	Down Auto,Down North Shore	Existing signal relocated approx. 60 meters closer to Sydney and renewed as LED type.
SH6.38	10.203	Existing	Up Auto,Up North Shore	Medium aspect provided. Blanking plate removed and lower yellow added.

Existing Signal SH4.65 at 7.518km on Down North Shore Line will have the medium aspect removed and the lower yellow aspect will be blanked.

Existing Signal SH5.03 at 8.050km on Down North Shore Line will have the medium aspect removed and the lower yellow aspect will be blanked.

Existing Signal SH5.13 at 8.315km on Down North Shore Line will have the medium aspect removed and the lower yellow aspect will be blanked.

Existing Signal SH5.20 at 8.353km on Up North Shore Line will have the medium aspect removed and the lower yellow aspect will be blanked.

Existing Signal SH5.32 at 8.561km on Up North Shore Line will have the medium aspect removed and the lower yellow aspect will be blanked.

Existing Signal SH5.40 at 8.756km on Up North Shore Line will have the medium aspect removed and the lower yellow aspect will be blanked.

Existing Signal SH5.59 at 8.964km on Down North Shore Line will have a new medium aspect provided. Blanking plate removed and lower yellow added.

Signal SH6.19 will be relocated to 9.871 km on Down North Shore Line and renewed with trainstop and associated track circuit equipment. The signal will also be upgraded to LED type.

Existing Signal SH6.38 at 10.203km on Up North Shore Line will have a new medium aspect provided. Blanking plate removed and lower yellow added.

No SPTs will be provided on relocated signal SH6.19.

No alterations to ATRICS are required in this stage.

The new arrangements are depicted in the attached Signalling Arrangement diagram.

Signalling Arrangement VER 21022018

Phil Meurant

Signal Commissioning Engineer

Mob: 0419 181 888

Email: pmeurant@laingorourke.com.au

Doug Milosevic

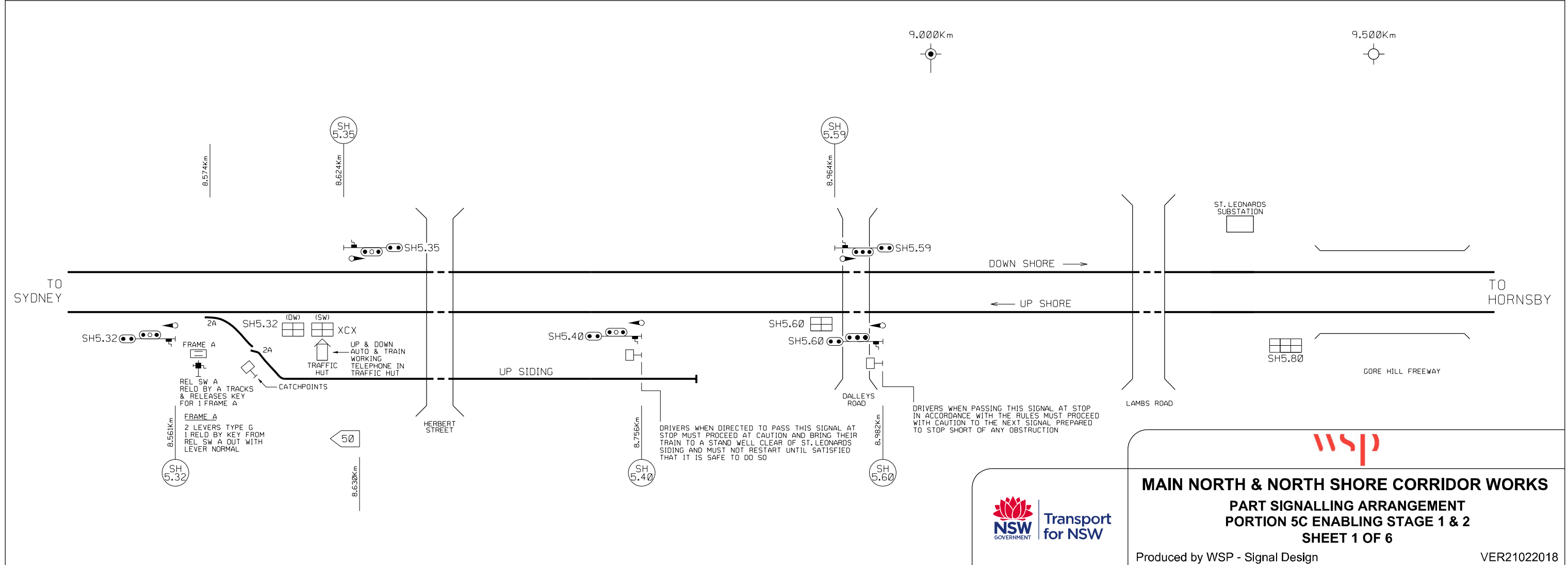
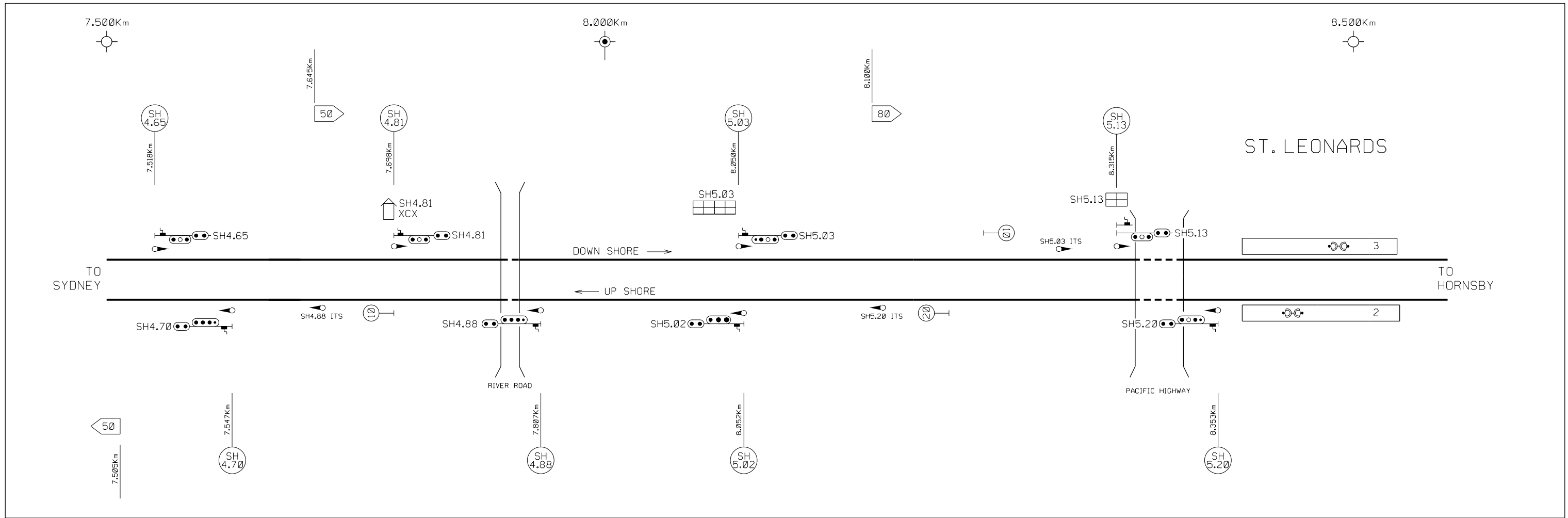
Senior Signal Engineer

Engineering Signal Design

Tel: 02 9272 5028

Mob: 0408 229 530

Email: doug.milosevic@wsp.com

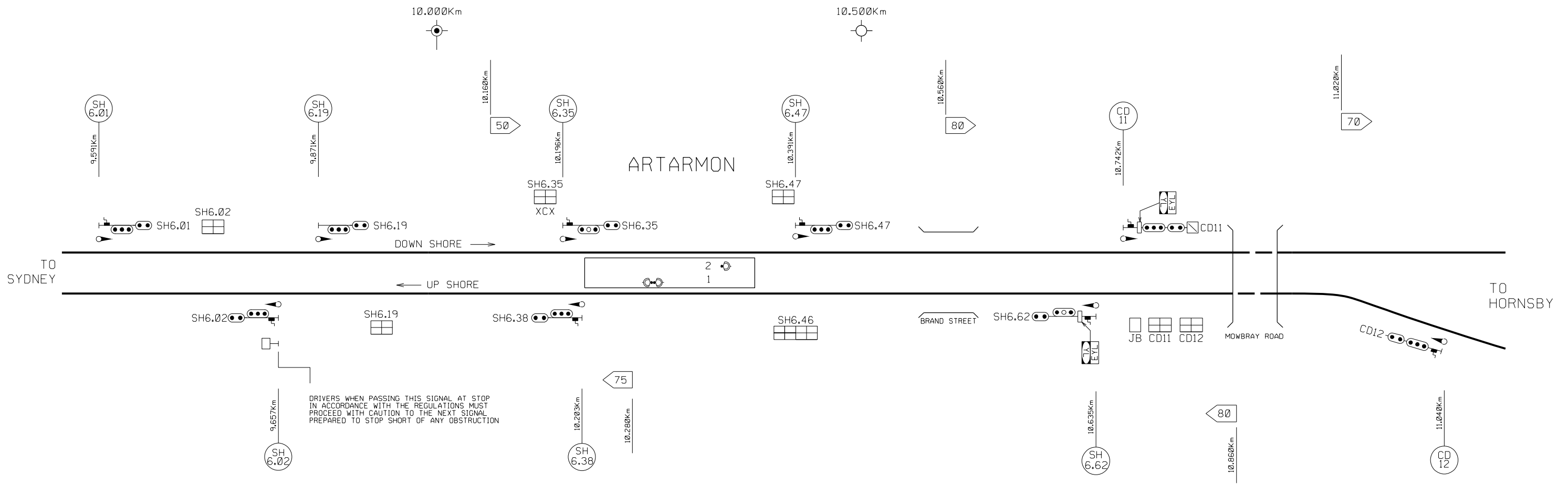


wsp

MAIN NORTH & NORTH SHORE CORRIDOR WORKS
PART SIGNALLING ARRANGEMENT
PORTION 5C ENABLING STAGE 1 & 2
SHEET 1 OF 6

Produced by WSP - Signal Design VER21022018



DRIVERS WHEN PASSING THIS SIGNAL AT STOP
IN ACCORDANCE WITH THE REGULATIONS MUST
PROCEED WITH CAUTION TO THE NEXT SIGNAL
PREPARED TO STOP SHORT OF ANY OBSTRUCTION

SIG	ROUTE	DESCRIPTION	RTE IND
15	(M)A	No.4 PLATFORM	-
	(M)B	No.3 PLATFORM	-
	(S)A	No.4 PLATFORM	4
	(S)B	No.3 PLATFORM	3

SIG	ROUTE	DESCRIPTION	RTE IND
17	(M)A	No.3 PLATFORM	-
	(M)B	No.2 PLATFORM	-
	(S)A	No.3 PLATFORM	3
	(S)B	No.2 PLATFORM	2

11.500Km

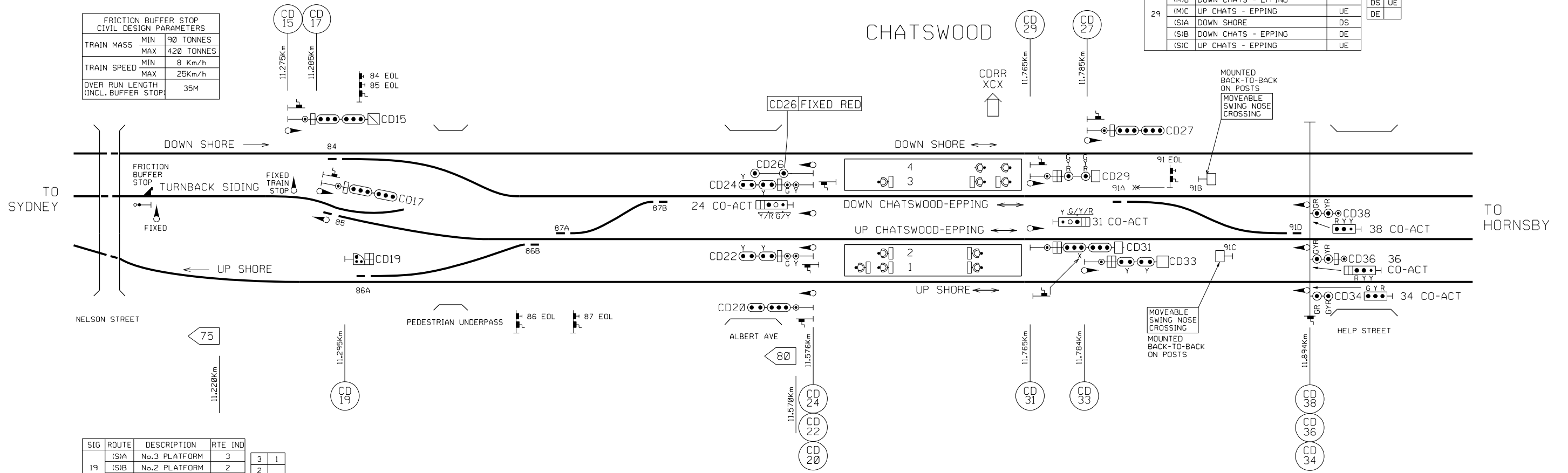


SIG	ROUTE	DESCRIPTION	RTE IND	CO-ACT
24	(M)A	UP SHORE	-	-
	(M)B	TURNBACK SIDING	TS	TS
	(S)A	UP SHORE	US	US
	(S)B	TURNBACK SIDING	TS	TS

SIG	ROUTE	DESCRIPTION	RTE IND
27	(M)A	DOWN SHORE	-
	(M)B	DOWN CHATS - EPPING	-
	(S)A	DOWN SHORE	DS
	(S)B	DOWN CHATS - EPPING	DE

SIG	ROUTE	DESCRIPTION	RTE IND
29	(M)A	DOWN SHORE	DS
	(M)B	DOWN CHATS - EPPING	-
	(M)C	UP CHATS - EPPING	UE
	(S)A	DOWN SHORE	DS
	(S)B	DOWN CHATS - EPPING	DE

FRICTION BUFFER STOP CIVIL DESIGN PARAMETERS			
TRAIN MASS	MIN	90 TONNES	
	MAX	420 TONNES	
TRAIN SPEED	MIN	8 Km/h	
	MAX	25Km/h	
OVER RUN LENGTH (INCL. BUFFER STOP)		35M	



SIG	ROUTE	DESCRIPTION	RTE IND
19	(S)A	No.3 PLATFORM	3
	(S)B	No.2 PLATFORM	2
	(S)C	No.1 PLATFORM	1

SIG	ROUTE	DESCRIPTION	RTE IND
22	(M)A	UP SHORE	-
	(M)B	TURNBACK SIDING	TS
	(S)A	UP SHORE	US
	(S)B	TURNBACK SIDING	TS

SIG	ROUTE	DESCRIPTION	RTE IND	CO-ACT
31	(M)A	DOWN SHORE	DS	DS
	(M)B	DOWN CHATS - EPPING	DE	DE
	(M)C	UP CHATS - EPPING	-	UE
	(S)A	DOWN SHORE	DS	DS
	(S)B	DOWN CHATS - EPPING	DE	DE

SIG	ROUTE	DESCRIPTION	RTE IND
38	(M)	No.3 PLATFORM	-
	(S)	No.3 PLATFORM	-

POINTS	POINTS TYPE	BACKDRIVE	EOL TYPE	LOCATION
84	'A' UNIT EP CLAWLOCK	TWO BACKDRIVES	PUSHBUTTON	POST MOUNTED
85	'A' UNIT EP CLAWLOCK	NIL	PUSHBUTTON	POST MOUNTED
86A	'A' UNIT EP CLAWLOCK	ONE BACKDRIVE	PUSHBUTTON	POST MOUNTED
86B	'A' UNIT EP CLAWLOCK	ONE BACKDRIVE	PUSHBUTTON	POST MOUNTED
87A	'A' UNIT EP CLAWLOCK	NIL	PUSHBUTTON	POST MOUNTED
87B	'A' UNIT EP CLAWLOCK	NIL	PUSHBUTTON	POST MOUNTED

SIG	ROUTE	DESCRIPTION	RTE IND
20	(M)	UP SHORE	-
	(S)	UP SHORE	-

* CO-ACTING ROUTE INDICATOR EXTINGUISHED WITH CO-ACTING SHOWING GREEN

SIG	ROUTE	DESCRIPTION	RTE IND
33	(M)A	DOWN SHORE	DS
	(M)B	DOWN CHATS - EPPING	DE
	(M)C	UP CHATS - EPPING	UE
	(S)A	DOWN SHORE	DS
	(S)B	DOWN CHATS - EPPING	DE
	(S)C	UP CHATS - EPPING	UE

SIG	ROUTE	DESCRIPTION	RTE IND	CO-ACT
36	(M)A	No.2 PLATFORM	-	2
	(M)B	No.3 PLATFORM	-	3
	(S)A	No.2 PLATFORM	2	2
	(S)B	No.3 PLATFORM	3	3

SIG	ROUTE	DESCRIPTION	RTE IND
34	(M)	No.1 PLATFORM	-



WSP

MAIN NORTH & NORTH SHORE CORRIDOR WORKS
PART SIGNALLING ARRANGEMENT
PORTION 5C ENABLING STAGE 1 & 2
SHEET 3 OF 6

Produced by WSP - Signal Design VER21022018

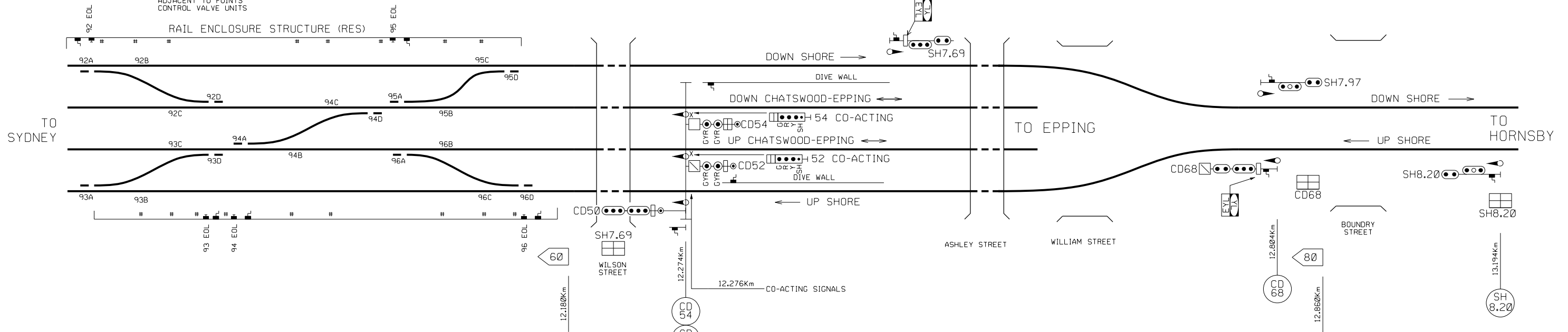
12.000Km



POINTS	POINTS TYPE	BACKDRIVE	EOL TYPE	LOCATION
91A	'A' UNIT EP CLAWLOCK	SPRING ASSIST	PUSHBUTTON	POST MOUNTED
91B	'A' UNIT EP CLAWLOCK SNX	N/A		
91C	'A' UNIT EP CLAWLOCK SNX	N/A		
91D	'A' UNIT EP CLAWLOCK	SPRING ASSIST		
92A	'A' UNIT EP CLAWLOCK	SPRING ASSIST	PUSHBUTTON	DOWN - SIDE WALL OF RES
92B	'A' UNIT EP CLAWLOCK SNX	N/A		
92C	'A' UNIT EP CLAWLOCK SNX	N/A		
92D	'A' UNIT EP CLAWLOCK	SPRING ASSIST		

POINTS	POINTS TYPE	BACKDRIVE	EOL TYPE	LOCATION
94A	'A' UNIT EP CLAWLOCK	SPRING ASSIST	PUSHBUTTON	UP - SIDE WALL OF RES
94B	'A' UNIT EP CLAWLOCK SNX	N/A		
94C	'A' UNIT EP CLAWLOCK SNX	N/A		
94D	'A' UNIT EP CLAWLOCK	SPRING ASSIST		
95A	'A' UNIT EP CLAWLOCK	SPRING ASSIST	PUSHBUTTON	DOWN - SIDE WALL OF RES
95B	'A' UNIT EP CLAWLOCK SNX	N/A		
95C	'A' UNIT EP CLAWLOCK SNX	N/A		
95D	'A' UNIT EP CLAWLOCK	SPRING ASSIST		

NOTE: # - NOTICEBOARDS
 MOVEABLE SWING NOSE CROSSING
 MOUNTED ON WALL ADJACENT TO POINTS CONTROL VALVE UNITS



POINTS	POINTS TYPE	BACKDRIVE	EOL TYPE	LOCATION
93A	'A' UNIT EP CLAWLOCK	SPRING ASSIST	PUSHBUTTON	UP - SIDE WALL OF RES
93B	'A' UNIT EP CLAWLOCK SNX	N/A		
93C	'A' UNIT EP CLAWLOCK SNX	N/A		
93D	'A' UNIT EP CLAWLOCK	SPRING ASSIST		
96A	'A' UNIT EP CLAWLOCK	SPRING ASSIST	PUSHBUTTON	UP - SIDE WALL OF RES
96B	'A' UNIT EP CLAWLOCK SNX	N/A		
96C	'A' UNIT EP CLAWLOCK SNX	N/A		
96D	'A' UNIT EP CLAWLOCK	SPRING ASSIST		

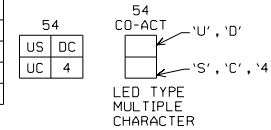
SIG	ROUTE	DESCRIPTION	RTE IND	CO-ACT
50	(M)A	UP SHORE	-	-
	(M)B	UP CHATSWOOD - EPPING	-	-
	(S)A	UP SHORE	US	US UC
	(S)B	UP CHATSWOOD - EPPING	UC	UC

SIG	ROUTE	DESCRIPTION	RTE IND	CO-ACT
52	(M)A	UP SHORE	-	US
	(M)B	UP CHATSWOOD - EPPING	-	UC*
	(S)A	UP SHORE	US	US
	(S)B	UP CHATSWOOD - EPPING	UC	UC

* CO-ACTING ROUTE INDICATOR EXTINGUISHED WITH CO-ACTING SHOWING GREEN

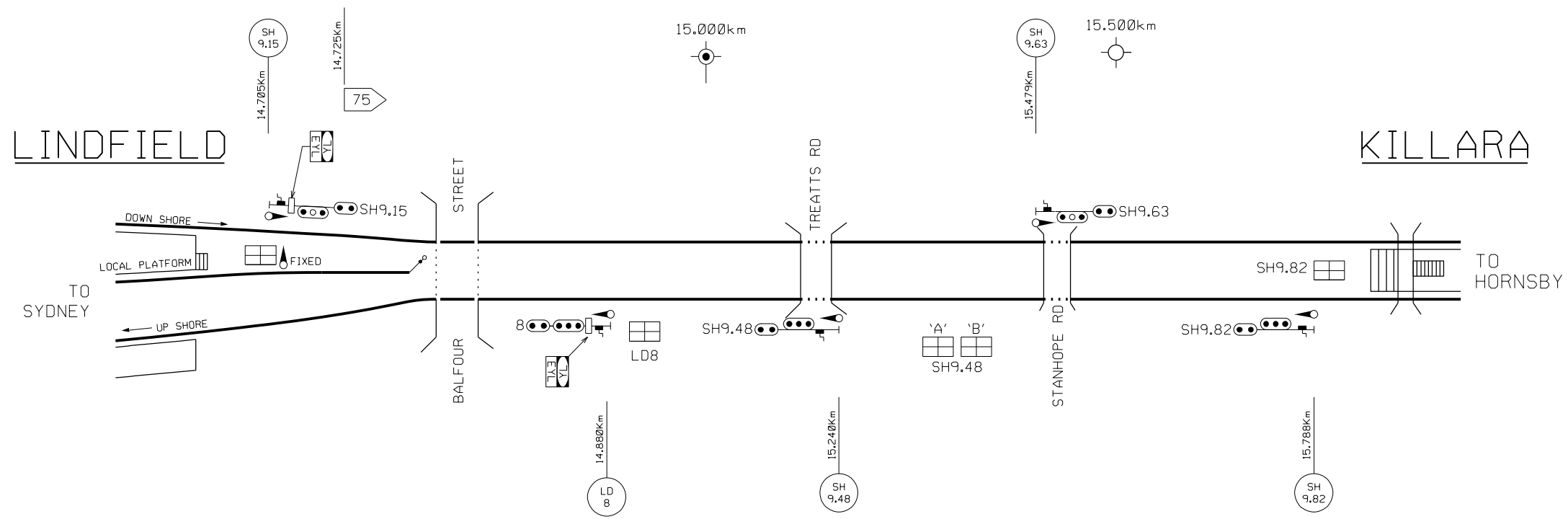
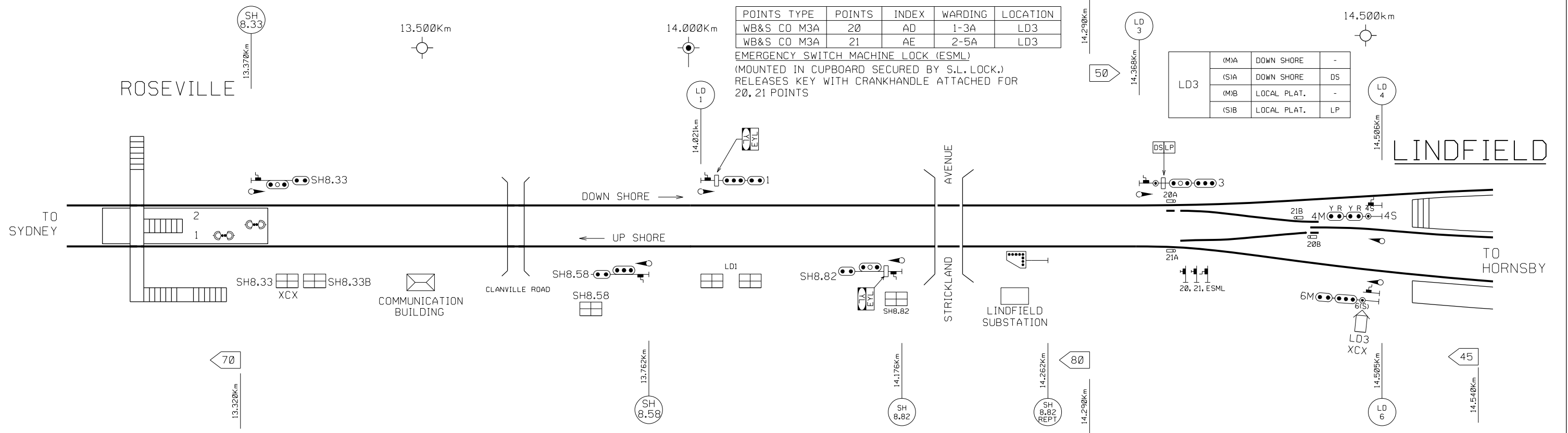
SIG	ROUTE	DESCRIPTION	RTE IND	CO-ACT
54	(M)A	UP SHORE	US	US
	(M)B	UP CHATSWOOD - EPPING	UC	UC
	(M)C	DOWN CHATSWOOD - EPPING	-	DC*
	(M)D	No.4 PLATFORM	4	4
	(S)A	UP SHORE	US	US
	(S)B	UP CHATSWOOD - EPPING	UC	UC
(S)C	DOWN CHATSWOOD - EPPING	DC	DC	
(S)D	No.4 PLATFORM	4	4	

* CO-ACTING ROUTE INDICATOR EXTINGUISHED WITH CO-ACTING SHOWING GREEN





MAIN NORTH & NORTH SHORE CORRIDOR WORKS
PART SIGNALLING ARRANGEMENT
PORTION 5C ENABLING STAGE 1 & 2
SHEET 4 OF 6



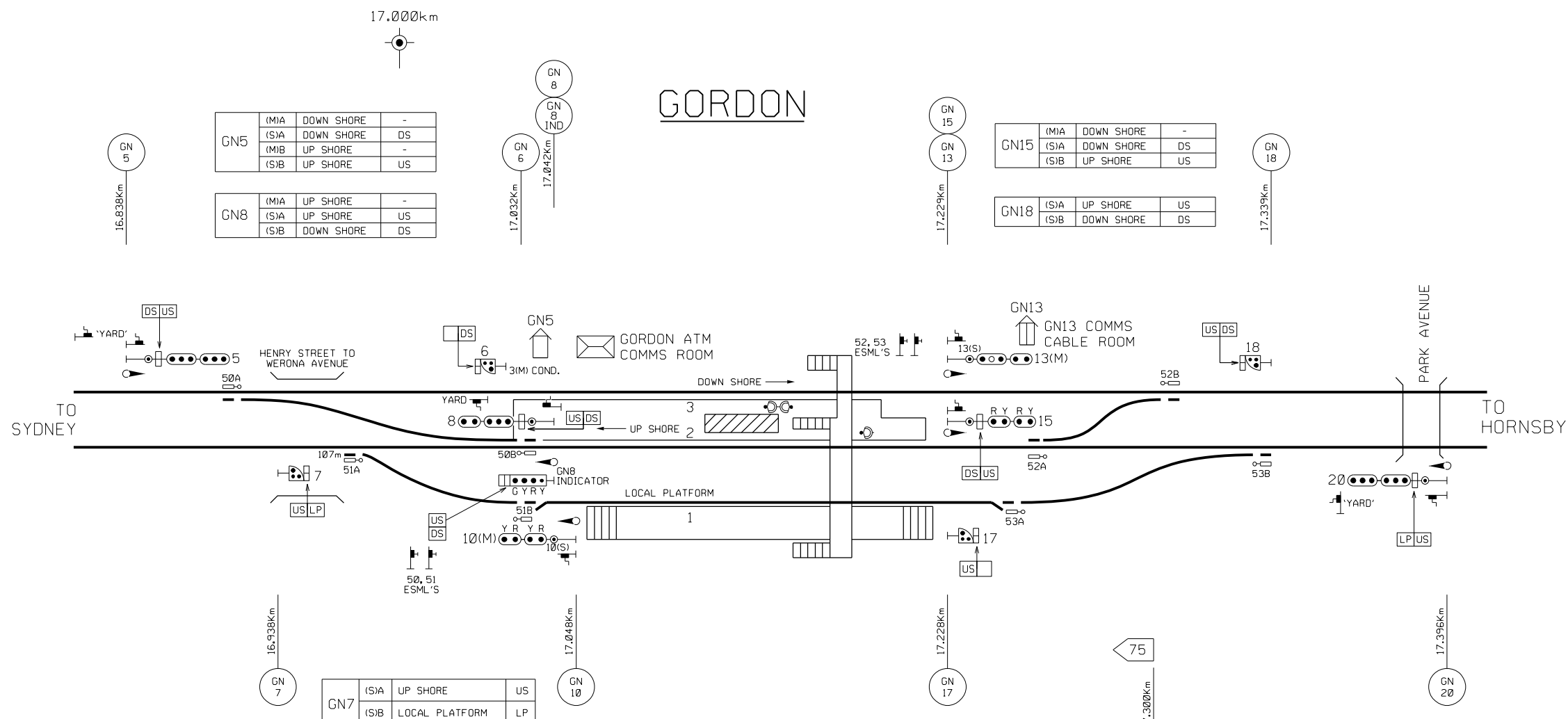




MAIN NORTH & NORTH SHORE CORRIDOR WORKS
PART SIGNALLING ARRANGEMENT
PORTION 5C ENABLING STAGE 1 & 2
SHEET 5 OF 6

Produced by WSP - Signal Design VER21022018



GN5	(M)A	DOWN SHORE	-
	(S)A	DOWN SHORE	DS
	(M)B	UP SHORE	-
GN8	(M)A	UP SHORE	-
	(S)A	UP SHORE	US
	(S)B	DOWN SHORE	DS

GN15	(M)A	DOWN SHORE	-
	(S)A	DOWN SHORE	DS
	(S)B	UP SHORE	US
GN18	(S)A	UP SHORE	US
	(S)B	DOWN SHORE	DS

GN7	(S)A	UP SHORE	US
	(S)B	LOCAL PLATFORM	LP

GN20	(M)A	LOCAL PLATFORM	-
	(S)A	LOCAL PLATFORM	LP
	(M)B	UP SHORE	-
	(S)B	UP SHORE	US

EMERGENCY SWITCH MACHINE LOCK (ESML)
(MOUNTED IN CUPBOARD SECURED BY S.L. LOCK.)
RELEASES KEY WITH CRANKHANDLE ATTACHED FOR
50, 51, 52, 53 POINTS

POINTS	TYPE	POINTS	INDEX	WARDING	LOCATION
WB & S CO M3A		50	AF	1-3C	GN5
WB & S CO M3A		51	AG	2-5C	GN5
WB & S CO M3A		52	AH	3-5B	GN13
WB & S CO M3A		53	AD	4-6C	GN13



SYDNEY AREA (REDFERN) – RENEWAL OF 654 POINTS

Commencing at 0200 hours on **Saturday, 26 of May 2018** and continuing until 0200 hours on Monday, 28 May 2018 the following work shall be carried out:

- Existing 654 turnout between the Down Illawarra and the Arrival/Departure Road on the Country side of Redfern station will be renewed. New 654A points (Down Illawarra) will be relocated approximately 0.8m towards the City. New 654B catchpoints (on turnout between Down Illawarra and Arrival/Departure Road) will be relocated approximately 2.3m towards the City.
- The new points will be operated by an in-bearer Spherolock arrangement and 'A' type points controller.
- Emergency Operation Locks (EOL) of the keyless type will be provided adjacent to 654B points.

VER26032018

Neil Hook

Commissioning Manager Signalling, Sydney Trains

Mob: 0423 636 577

Email: neil.hook@transport.nsw.gov.au

Peter McAlister

Technical Specialist, Signalling & Control Systems, ESI, Sydney Trains

Tel: 02 8574 2997 (external) 42997 (internal)

Email: peter.mcalister@transport.nsw.gov.au

STATUS OF TOM NOTICES

Number	Title	Issued	Effective
001–2007	Introduction of TOM Notices	13/09/07	13/09/07
018–2007	Emergency equipment boxes RailCorp train fleet	1/11/07	19/11/07
008–2009	OMET 264: Minimum tractive effort requirements	1/10/09	11/10/09
001–2012	OMET 266: Operation of Y–Set Trains	2/2/12	12/2/12
010–2012	48 Class: Train Operations Manual (TOM)	25/10/12	4/11/12
003–2013	48 Class: Wheels	7/2/13	10/2/13
015–2013	OMET 200: Minimum Standards for Electric Trains	30/5/13	9/6/13
002–2014	OMET 220: Wheelslip light indications	20/2/14	2/3/14
005–2014	Operation of T-Set (Tangara) Trains fitted with ATP equipment	3/4/14	14/4/14
004–2016	OMET 262: Failure of Train Management System	14/7/16	24/7/16
001–2017	Incorporation of Waratah, Oscar & Millenium TOM Notices & Safe Notices into the TOM manual	19/1/17	29/1/17
003–2017	Exception to TWP 100	19/1/17	29/1/17
007–2017	WAR 208 Main Power Faults	30/3/17	9/4/17
005–2017	TWP 150: Damaged or Missing Window Glass	6/4/17	16/4/17
009–2017	Operation of H-set (OSCAR) trains fitted with ATP	25/5/17	4/6/17
008–2017	TWP 176: Wayside Train Condition Monitoring	6/7/17	16/7/17
004–2017	TWP174 ICE Radio	20/7/17	31/7/17
015–2017	Train crew relieved in service & relay driver	8/11/17	19/11/17
016–2017	WAR 030 Minimum Standards	23/11/17	3/12/17
001–2018	Millennium trains fitted with ATP	1/3/17	11/3/17

STATUS OF PERMANENT SAFE NOTICES

Number	Title	Issued	Effective
019–2017	Unreliable track circuit operation	9/11/17	23/11/17
020_2017	Shared corridor protocols MFFN & SSFL	3/12/17	13/12/17
001–2018	Management of work on track at Interface	4/1/18	14/1/18
003–2018	NPR 711- Using lookouts	11/1/18	21/1/18
004–2018	Trial of Signal Key Switches	15/2/18	25/2/18
005–2018	Trial of worksite delineation markers	22/3/18	1/4/18

Steve Swanson

Network Rules Specialist

Tel: 02 8922 4183 (external) 2 4183 (internal)

Email: stephen.swanson@transport.nsw.gov.au

STATUS OF NETWORK MANUALS AND FORMS

Network Rules	RailSafe Website	Online documents
Network Procedures	RailSafe Website	Online documents
Network Forms (Units)	RailSafe Website	Online documents
Network Local Appendices	RailSafe Website	Online documents
Operator Specific Procedures	RailSafe Website	Online documents

The Network Rules, Network Procedures and Network Forms (Units) have changed and are available as a digital-only publication.

Network Forms will continue to be available as printed pads or workbooks and you can order these through your Distribution Officer online through the RailSafe website.

STATUS OF TRAIN WORKING PROCEDURES

Title	Version	Date issued
TWP 100 (New)	4	November 2015
TWP 102	3	May 2012
TWP 106	3	May 2012
TWP 108	4	May 2012
TWP 110	3	May 2012
TWP 112	3	May 2012
TWP 114 (New)	4	November 2015
TWP 116	3	May 2012
TWP 118 (New)	4	November 2015
TWP 120	3	May 2012
TWP 122	3	May 2012
TWP 124	3	May 2012
TWP 126	3	May 2012
TWP 128	3	May 2012
TWP 130	3	May 2012
TWP 132	3	May 2012
TWP 134	3	May 2012
TWP 136 (New)	4	November 2015
TWP 138 (New)	4	November 2015
TWP 142	3	May 2012
TWP 144	5	May 2012
TWP 146	3	May 2012
TWP 148	3	May 2012
TWP 150 (New)	4	November 2015
TWP 152 (New)	4	November 2015
TWP 154	3	May 2012
TWP 156 (New)	6	November 2015
TWP 158	3	May 2012
TWP 160 (New)	4	November 2015
TWP 162	3	May 2012
TWP 164	4	May 2012
TWP 166	3	May 2012
TWP 168	3	May 2012
TWP 170	3	May 2012
TWP 172	4	May 2012
TWP 174 (New)	2	November 2015
TWP 176 (New)	1	November 2015
TWP 182 (New)	1	November 2015
TWP 184 (New)	1	November 2015
TWP 188 (New)	1	November 2015

DISTRIBUTION OFFICERS

Sydney Trains

Safety and Environment

Maria Economou

Safety Support

Tel: 2 4502 Fax: 2 1840

Email: Maria.Economou@transport.nsw.gov.au

Operations

Gary Poulson

Team Leader TCAC

Tel: 93791702

Email: gary.poulson@transport.nsw.gov.au

Martin Bollmann

Crew Manager - Central

Tel: 93791755

Email: Martin.Bollmann@transport.nsw.gov.au

Paul Bartolo

Crew Manager - Blacktown/Richmond

Tel: 42828

Email: Paul.Bartolo@transport.nsw.gov.au

Emma Bunting

Area Manager - Flemington

Tel: 9536 8844

Email: emma.bunting@transport.nsw.gov.au

David Allison

Area Manager - Mortdale

Tel: 42624

Email: david.allison@transport.nsw.gov.au

Matthew Quinn

Area Manager Cronulla/Waterfall

Email: matthew.quinn@transport.nsw.gov.au

Mark Kourouche

Crew Manager Campbelltown/Leppington

Tel: 0418166867

Email: mark.kourouche@transport.nsw.gov.au

Rhys Blakey

Crew Manager Hornsby/North Sydney

Tel: 92242044

Email: rhys.blakey@transport.nsw.gov.au

Anthony Robb

Crew Manager Penrith

Tel: 42084

Email: anthony.robb@transport.nsw.gov.au

Nick Hayek

Crew Manager Auburn

Tel: 35982

Email: nick.hayek@transport.nsw.gov.au

Fiona Eid

Administration Assistant

Operations Central

Tel: 9379 4489

Email: fiona.eid@transport.nsw.gov.au

Rochelle Takai

Administration Support Campbelltown

Tel: 0407976529

Email: rochelle.takai@transport.nsw.gov.au

Mario Chalouhi

Train Crew Standards Manager

Tel: 42616

Email: Mario.Chalouhi@transport.nsw.gov.au

Gretchen Wilson

Business Support Officer

Tel: 42314

Email: gretchen.wilson@transport.nsw.gov.au

William Morrison

Signal Box Operations — North

Tel: 9 1057

Email: William.Morrison@transport.nsw.gov.au

Mohamad Chahine

Signal Box Operations - Sydenham

Tel: 37705

Email: mohanad.chahine@transport.nsw.gov.au

Greg Oxley

Operations — Rail Management Centre (RMC)

Tel: 9 4255 Fax: 9 4438

Email: Greg.Oxley@transport.nsw.gov.au

Mason Fairbrother

Operations — Train Planning

Tel: 2 636

Email: Mason.Fairbrother@transport.nsw.gov.au

Ashraf Riyadh

Customer Service — Illawarra

Tel: 2 7728 Fax: 02 95637728

Email: Ashraf.Riyadh@transport.nsw.gov.au

Jason Cooper

Customer Service — Central

Tel: 9 2776 Fax: 9 3168

Email: Jason.Cooper@transport.nsw.gov.au

Megan Mcrae

Customer Service - North West

Tel: 98489850

Email: megan.mcrae@transport.nsw.gov.au

Maintenance**Fleet Maintenance****Hoshedar Movdawalla**

Fleet Maintenance Sydney Trains

Tel: 2 0532 Fax: 2 1274

Email: HOSHEDAR.MOVDAWALLA@transport.nsw.gov.au

Ram Ramaswamy

Fleet Maintenance Sydney Trains

Tel: 2 0523 Fax: 2 1274

Email: RAMYAVARAN.RAMASWAMY@transport.nsw.gov.au

Network Maintenance**Shannon Newton**

Track Access Coordinator – North

Tel: 95363791

Email: Shannon.Newton@transport.nsw.gov.au

Xerxes Francia

Track Access Coordinator – North

Hornsby Network Base

Tel: 3 6740

Email: Xerxes.Francia@transport.nsw.gov.au

Jonathan Barnes

Track Access Coordinator – West

Blacktown Network Base

Tel: 87512

Email: Jonathan.Barnes@transport.nsw.gov.au

Ennio Soster

SCE

Project Delivery Electrical

Tel: 25236 Fax: 25917

Email: ENNIO.SOSTER@transport.nsw.gov.au

Daljit Kaur

Infrastructure Maintenance — Facilities
Tel: 2 5922 Fax: 2 5950
Email: Daljit.Kaur@transport.nsw.gov.au

Adrian Aquilina

Team leader - Strathfield Mains
Tel: 97526610
Email: adrian.aquilina@transport.nsw.gov.au

Christina Morgan

Administration Support
ICON
Tel: 9379 6051
Email: Christina.Morgan@transport.nsw.gov.au

Edward Lusik

Team Leader Signals
CBD
Tel: 95368135
Email: edward.lusik@transport.nsw.gov.au

Major Works**Greg Page**

Infrastructure Track
Tel: 25375
Email: gregory.page@transport.nsw.gov.au

Michael Warner

Signals and Electricity
Tel: 9848 9333
Email: michael.warner@transport.nsw.gov.au

Logistics & Supply Chain**Murari Singh**

Contract Assurance Administrator
Tel: 02 9848 9698
Email: Murari.Singh@transport.nsw.gov.au

Asset Management**Anurag Nehra**

Operations Safeworking Supervisor
Tel: 0429 362419
Email: Anurag.nehra@transport.nsw.gov.au

Engineering & System Integrity**Teresa Sitjar**

Signalling & Control Systems
Tel: 42458
Email: Teresa.Sitjar@transport.nsw.gov.au

Kenneth Maran

Signalling & Control Systems
Tel: 26141
Email: kenneth.maran@transport.nsw.gov.au

Yass Zahab

Geotechnical Services
Tel: 2 7589 Fax: 2 7786
Email: Yassine.El-Zahab@transport.nsw.gov.au

Richard Agostino

C and CS
Tel: 2 0875 Fax: 9 2137
Email: Richard.Agostino@transport.nsw.gov.au

Peter Nilon

Survey Group
Tel: 9848 9904
Email: peter.nilon@transport.nsw.gov.au

Human Resources**Robert Neloski**

Training — Learning and Development
Tel: 2 7567
Email: robert.neloski@transport.nsw.gov.au

Finance and Corporate Services

Graham Church

Compliance and Review Unit

Tel: 4 2143 Fax: 5 0321

Email: Graham.Church@transport.nsw.gov.au

NSW TrainLink

Adam Tonkin

Operational Improvement Manager

Tel: 8574 2960 Mob: 041 7694249

Email: ADAM.TONKIN@transport.nsw.gov.au

Ashley Brandse

Associate Director Operation North & Central

Tel: 4962 9820

Email: ASHLEY.BRANDSE@transport.nsw.gov.au

Emma Abernethy

Area Manager Newcastle

Tel: 4907 7540 Mob: 0437308515

Email: EMMA.ABERNATHY@transport.nsw.gov.au

Netti Byrnes

Area Manager Central Coast

Tel: 43499210 Mob: 0458261501

Email: Annette.Byrnes@transport.nsw.gov.au

Robert Blanch

Area Manager Hunter & Regional North

Mob: 0419498494

ROBERT.BLANCH@transport.nsw.gov.au

Leisa Case

Area Manager Central Intercity

Mob: 0429900371

LEISA.CASE@transport.nsw.gov.au

Dwayne Purcell

Area Manager Central Regional

Mob: 0428670580

DWAYNE.PURCELL@transport.nsw.gov.au

Michael Dorrian

Area Manager South Coast

Mob: 0439743316

Michael.dorrian@transport.nsw.gov.au

Tiffany Glasgow

Area Manager West

Mob: 0439743316

Tiffany.glasgow@transport.nsw.gov.au

Ian Mondon

Area Manager South Main

Mob: 0427016255

Ian.mondon@transport.nsw.gov.au

Tod James

Shift Manager Taree

Tel: 65924786

tod.james@transport.nsw.gov.au

NOTES

Notice to Subscribers

The Weekly Notice is issued every Tuesday and takes effect from the following Monday.

Those who require the Weekly Notice must ensure they receive it and are aware of the changes that affect their work duties and responsibilities.

Director Safety and Standards
Sydney Trains
Level 4, 477 Pitt Street
Sydney NSW 2000
Tuesday, 1 May 2018