

What's happening and Why?

Corridor Safety System has been operating since 2016, confirming the authorisation status of Protection Officers and reviewing their preparation for work on the track, except for work within Local Possession Authorities (LPAs).

As a safety improvement, the requirement to obtain a CSN for work in an LPA will provide the ability to **confirm the authorisation status of POs**, and that they have **received the induction before working in the LPA**.

The second pilots have been scheduled for Week 9, Week 10, Week 12 and Week 16 only.

When is this happening?

The second soft launch pilot will be on **15TH & 16TH of October 2022**.

The tables below list LPAs included in the pilot. (**NOTE:** Work in other LPAs does not require a CSN)

Week 16 – Weekend

PACT #	WEEKEND	Date	Description
9108	16	15/10 to 16/10	Config 4 – City Inner, Suburbans, Locals, Illawarra Locals, North Suburbans, Cementary Siding

What is needed from you?

If you are a PPO, PPO Assist, CPO, and PO, you will need to:

- Obtain a PACT number given by the PPO
- Obtain a CSN. Please call CSS after you get the induction to the possession (ideally 1-2 days before the work), and call after 10:00 am (to avoid peak hours).
- Quote the CSN when signing in to commence work in the Possession
- Protection staff **DO NOT** need to call for CSN, unless implementing work on track method or authority

Second PILOT: CSN for work in an LPA

TRANSPORT

If you are a Possession Protection Officer / Assistant:

Ask for and record the CSN in PACT (see screenshot below) for each PO or CPO working in the LPA or document it in the PPO's diary.


Can work in with other scopes														Staff	
Protection Officer	Phone	Start		CSN	Start (Actual)		Actual WS KM	Protection		End		End (Actual)			C/List
		Time	Date		Time	Date		From	To	Time	Date	Time	Date		
TBA	123	2200	15/08/22		hh:mm					400	19/08/22	hh:mm			
New PO					hh:mm							hh:mm			

Where do I get support?


Please find attached FAQs for all information needed on this initiative. Alternative, reach out to your site PPO for any access issues in obtaining a CSN.

Frequently Asked Questions

August 2022
transport.nsw.gov.au



Questions	Answers
Which LPAs do I need a CSN?	Refer to the pilot schedule on Rail Safe. 1 st Pilot Weekend 3 – 16 July to 18 July 2022 Week 6 – 9 Aug – 11 Aug 2022 2 nd Pilot Week 9 – 29 August to 2 September 2022 Week 10 – 5 September to 9 September 2022 Week 12 – 19 September to 23 September 2022 Week 16 – 15 to 16 October 2022
Who needs to request a CSN within an LPA?	All PPOs, PPO assists, CPOs and POs working in the LPAs that are included in the pilot
How far in advance can I request my CSN?	After you have been inducted for the possession, preferably 1–2 days in advance, before the work commences.
What is the best time to call CSS?	Preferably a few days in advance of work, between non-peak hours, 10 am onwards.
What details are required to submit a CSN request?	PO details, Rail Safety Coach details (if required), PACT possession number, and whether PO has been briefed (see attached CSS script for more details) and fill out the NRF015A
Can I change the Protection Officer details on the approved CSN? (Handover, change of shift)	No, a new CSN will be issued.
Can I use the same CSN to cover multiple days of work?	Yes, one CSN per WPP.
I'm a PPO Assist or placing protection without a WPP, what answer should I prepare for the question below?	Using PACT Possession Officer's briefing.
9. What document are the Worksite Protection details recorded on?	



Questions	Answers
Who should I contact if I cannot obtain a CSN?	Line manager or the Rail Safety Coaches.
Do I need a CSN for working outside the danger zone?	No.
What is the CSN requirement for maintenance windows?	Standard requirement across all LPA work <ul style="list-style-type: none">- Received your induction- Include the PACT # when calling CSS
What is the expected waiting time for getting a CSN?	Usual wait time is less than 1 minute and usual time to issue CSN for work inside LPA is less than 2 minutes
For possessions that don't have a PACT number, what do I do?	Provide the STN
What's the best time to call for a CSN?	Any time except between 6am – 10am.

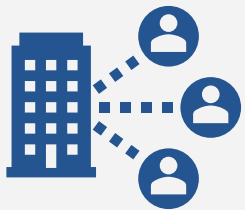
Whats in it for me?

Location of practice



CSS will record the location of the protection that you have implemented for an LPA (this info wasn't previously captured)

Understand the protection arrangement



This ensures you have received the induction information from the PPO before the LPA commences, including possession limits, protection arrangements, and any adjacent live tracks.

Being active in the register



CSS will record the date of the LPA protection, to confirm your protection officer activity and authorisation status.



Work in an LPA CSS script V 1.8

Icon Corridor Safety, You are speaking with: insert officer name

1. Can I please start with your name?
CSO will confirm company details, Safe-working qualification
2. Is this protection required for a callout by ICON for Incident Response?
If NO , continue to the next question. If YES , capture Incident Number and move to Question 4.
3. What type of work will be performed in the Danger Zone?
CSO will be able to question the PO if they are PO within LPA or CPO or PPOA if required. No CSN is needed for any placing/ removing protection for working inside an LPA
4. What type of Work on Track protection will be used?
Work inside LPA
5. Are you working in a config possession?
If YES , do you have a copy of the possession note If NO , move to Question 8
6. Have you been briefed by a PPO?
If NO , PO to call back once briefed
7. What is the PACT Possession number for the LPA?
PACT # is found on the front page of the Possession notes, if the PO doesn't have the PACT #, ask for the STN
8. What document are the Worksite Protection details recorded on?
NRF015A
9. What station will you be working near?
10. Which line will you be working on or near?
11. What are the dates and planned duration?
12. Are you using LOW within LPA?
Yes: Display LOW within LPA prompts, No: Continue to issue CSN
End Statement: Please contact the Possession Protection Officer and book on before establishing a worksite. Corridor Safety Number '2022*****' has been generated for this call, please record it in the note section of the worksite protection plan.