


# 42

**weekly notice**

Monday, 16 October 2017  
Sunday, 22 October 2017



## **See online for all Safeworking Information**

[www.railsafe.org.au](http://www.railsafe.org.au)

Safeworking information, such as Weekly Notices and SAFE Notices, is available on the RailSafe website.

By accessing Weekly Notices and SAFE Notices online, you will receive safety information more quickly. Weekly Notices remain on the RailSafe website for two years; Permanent and Temporary SAFE Notices remain online as long as they are current.

Anyone needing back issues of Weekly Notices and SAFE Notices should contact the Network Rules unit.

If you are outside Sydney Trains, you can reach the RailSafe website via the following address:

[www.railsafe.org.au](http://www.railsafe.org.au)

Other Safeworking documents, such as Network Rules, Network Procedures, Network Local Appendices, Safeworking Policies, SafeTracks flyers, and contractor information are also available online.

*GENERAL MANAGER SAFETY AND STANDARDS  
SYDNEY TRAINS*

## CONTENTS

PUBLICATION DEADLINES AND SUBMISSION OF ARTICLES	<b>2</b>
YAGOONA (BANKSTOWN LINE) – UPGRADE OF GUARDS INDICATORS ON PLATFORMS 1 & 2	<b>3</b>
HORNSBY MAINTENANCE CENTRE STABLING LIMITATIONS <b>(DIAGRAM)</b>	<b>4</b>
HORNSBY – YARD AREA BOOK-OUT AND REMOVAL <b>(DIAGRAM)</b>	<b>5</b>
HORNSBY – HY53 & HY70 SIGNAL UPGRADES. REMOVAL OF 529A POINTS. NEW INSTALLATION OF 529A/B POINTS <b>(DIAGRAM)</b>	<b>10</b>
FASSIFERN (NORTH) – FASSIFERN 56NS CROSSOVER RENEWAL	<b>11</b>
MAIN NORTH & NORTH SHORE CORRIDOR WORKS, PYMBLE TO HORNSBY HEADWAY IMPROVEMENTS <b>(DIAGRAM)</b>	<b>12</b>
GORDON (NORTH SHORE) – CONVERSION OF 53A/B POINTS TO D84M MKIII WITH SPHEROLOCK MECHANISM	<b>16</b>
STATUS OF TOM NOTICES	<b>17</b>
STATUS OF PERMANENT SAFE NOTICES	<b>19</b>
STATUS OF NETWORK MANUALS AND FORMS	<b>20</b>
STATUS OF TRAIN WORKING PROCEDURES	<b>21</b>
DISTRIBUTION OFFICERS	<b>22</b>

## PUBLICATION DEADLINES AND SUBMISSION OF ARTICLES

Dates of the next four Weekly Notices and deadlines for articles are:

<b>Weekly Notice</b>	<b>For Week</b>	<b>Deadline</b>
43	23/10/17–29/10/17	26/9/17
44	30/10/17–5/11/17	3/10/17
45	6/11/17–12/11/17	10/10/17
46	13/11/17–19/11/17	17/10/17

So that printing and distributing schedules can be met, it is essential articles are received by the deadline.

Late articles will be published in the next issue of the Weekly Notice. This may result in information not being distributed in time for it to be acted upon.

When submitting articles, please include your name, position title, telephone numbers and email details at the end of the articles as shown below:

**Steve Swanson**

Network Rules Specialist

Tel: 02 8922 4183 (external) 2 4183 (internal)

Email: [stephen.swanson@transport.nsw.gov.au](mailto:stephen.swanson@transport.nsw.gov.au)

# **YAGOONA (BANKSTOWN LINE) – UPGRADE OF GUARDS INDICATORS ON PLATFORMS 1 & 2**

Commencing at 0700 hours on **Saturday, 04 Nov 2017**, and continuing until 1730 hours on Sunday, 05 Nov 2017 the following work will be carried out:

## **Platform 1 Up Bankstown Line Guards Indicators**

On platform 1 (Up Bankstown line) the guard's indicator oriented opposite to the direction of travel will be upgraded to LED type, operating in conjunction with signal SM374. The other existing guard's indicator will be removed.

## **Platform 2 Down Bankstown Line Guard's Indicators**

On platform 2 (Down Bankstown line) both of the existing guard's indicators will be removed. One new LED guard's indicator will be installed, oriented opposite to the direction of travel, operating in conjunction with signal SM375.

**VER20012017**

### **Barat, Manab**

Senior Project Engineer

Sydney Trains

Tel: 9752 6250

Email: MANABENDRA.BARAT@transport.nsw.gov.au

### **Yung Hui**

Signal Design Engineer

Sydney Trains

Tel: 8574 2996

Email: yung.hui@transport.nsw.gov.au

## **HORNSBY MAINTENANCE CENTRE STABLING LIMITATIONS**

Since **Friday, 25 August 2017**, and continuing until 0200 hours on Monday, 15 January, 2018, there will be power outage and possession requirements in Hornsby Yard (Inwards Car Shed Road, Outwards Car Shed Road, Up Loop, Number 1 Up Siding) which will result in limited overhead power supply for stabling within Hornsby Maintenance Centre.

**The limitations are set out in the attachment for the number of sets that can be powered on.**

**ATTACHMENT**

### **Suresh Raina**

Manager Standard Operating Timetable, Future Network Delivery

Tel: 8922 0684 (external) 20684 (internal)

Mob: 0408 422 625

Email: [suresh.raina@transport.nsw.gov.au](mailto:suresh.raina@transport.nsw.gov.au)

Only T sets permitted to stable

**Hornsby MC Stabling Limitations - Aug 25, 2017 to Jan 15, 2018**

Road no.	Capacity	Day stabling	Night stabling
Loop road, 1/2/3 roads (0600-0900)	4T	No	yes
Loop road (0900-1900)	4T	Shunting allowed	yes
1 road (0900-1900)	8T	Shunting allowed	yes
2 road (0900-1900)	8T	Shunting allowed	yes
3 road (0900-1900)	8T	Shunting allowed	yes
4 road	Not available		
5 road	Not available		
6 road	Not available		
7 road	Not available		
8 road	16T	Yes	Yes
9 road	8T	Yes	Yes
11 road	16T	Yes	Yes

Road no.	Capacity	Day stabling	Night stabling
12 road	16T	Yes	yes
13 road	16T	Yes	yes
14 road	16T	Yes	yes
15 arrival road	8 + 4	Yes	yes
16 wash road	16 cars	No	Yes

Time	Full yard limits	Max	Max	Max	Rds 1 to 11	Rds 12 to 16
		T Sets	Maintenance T sets **	Timetabled T Sets	Max limit	
00:00 – 04:00	1223	13	3	10	8	5
04:00 – 06:00	1102	11	3	8	6	5
06:00 – 09:00	337	3	3	0	0	3
09:00 – 15:00*	757	8	3	5	5	3
15:00 – 19:00*	644	7	3	4	5	2
19:00 – 22:00	909	9	3	6	7	2
22:00 – 23:59	962	10	3	7	8	2

**0600-0900** No Trains to be powered on Loop rd, Rd 1, 2 & 3  
Trains must have lowered pantographs

**\* 0900-1900** Trains permitted to be shunted in/ out of Loop rd, Rd 1, 2 & 3  
Trains must have lowered pantographs when not shunting

**\*\* Maintenance includes exchange cars or trial trips**

## HORNSBY – YARD AREA BOOK-OUT AND REMOVAL

Since **Saturday, 26 August 2017**, and continuing until 0200 hours Monday, 15 January 2018, the following signalling alterations will be carried out:

- Hornsby Yard area will be booked out of use and progressively removed.
- A temporary network access crossing will be installed at the entry of No.2-7 Up Sidings at approximately 34.146km

The Hornsby yard area will be booked out of use and progressively removed over a 4 month period in preparation for the final configuration.

All train movements between the Main Lines and the Up Loop, No.1 Up Siding, Inwards Car Shed Road and the Outward Car Shed Road will be disabled.

A single entry to the Hornsby Car Siding from the Main Lines will be available via 572 Points.

Frame B will be booked out of use. Local shunting will enable train movements between the Car Siding and the country end of the Outward Car Shed Road.

A new temporary buffer stop will be provided to represent the limit of train movements towards the city.

The following signal routes will be booked out of use.

Signal Route	Description	Route Indication	Remarks
HY53(M)F	Down Main to Up Loop	L	Main Route Booked out of use.
HY53(S)F	Down Main to Up Loop	UL	Shunt Route Booked out of use.
HY53(S)G	Down Main to Up Siding No.1	U1	Shunt Route Booked out of use.
HY53(S)H	Down Main to Inwards Car Shed	IC	Shunt Route Booked out of use
HY55(M)D	Up Main to Up Loop	L	Main Route Booked out of use + Indicator



Continued from the previous page

Signal Route	Description	Route Indication	Remarks
HY55(S)D	Up Main to Up Loop	UL	Shunt Route Booked out of use.
HY55(S)F	Up Main to Up Siding 1	U1	Shunt Route Booked out of use.
HY55(S)G	Up Main to Inwards Car Shed	IC	Shunt Route Booked out of use.
HY57(M)D	Down Shore to Up Loop	L	Main Route Booked out of use + Indicator
HY57(S)D	Down Shore to Up Loop	UL	Shunt Route Booked out of use.
HY57(S)F	Down Shore to Up Siding 1	U1	Shunt Route Booked out of use.
HY57(S)G	Down Shore to Inwards Car Shed	IC	Shunt Route Booked out of use.
HY59(M)C	Up Shore to Up Loop	L	Main Route Booked out of use + Indicator
HY59(S)C	Up Shore to Up Loop	UL	Shunt Route Booked out of use.
HY59(S)D	Up Shore to Up Siding No.1	U1	Shunt Route Booked out of use.
HY59(S)F	Up Shore to Inwards Car Shed	IC	Shunt Route Booked out of use.
HY106(M)A	Up Main to Up Loop	-	Main Route Booked out of use
HY106(S)A	Up Main to Up Loop	UL	Shunt Route Booked out of use
2 FRB	FRAME B	-	Booked out of use
3 FRB	FRAME B	-	Booked out of use
4 FRB	FRAME B	-	Booked out of use

Continued on the next page

The following signals will be fully booked out of use and removed on site.

Signal	Location	Remarks
HY76	Up Loop	All routes booked out of use.
HY78	No.1 Up Siding	All routes booked out of use
HY80	Inwards Car Shed Road	All routes booked out of use
HY82	Outwards Car Shed Road	All routes booked out of use
HY105 REPT	Up Loop	Booked out of use

The following points will be booked out of use and removed on site.

Points No.	Description	Remarks
531	Catch Point, Up Loop	Booked out of use + EOL
532A/B	Crossover, No.1 Up Siding to Up Main	Booked out of use + EOL
533A/B	Crossover, Inwards Car Shed Road to Up Main	Booked out of use + EOL
534A/B	Crossover, Outwards Car Shed Road to Up Main	Booked out of use + EOL

The following points will be Clipped, Spiked and XL Locked Normal.

Points No.	Description	Remarks
564A/B	Crossover / Catch, Up Main to Up Loop	Points Clipped, Spiked and XL Locked Normal
6B A/B	Crossover / Catch, Hornsby Car Siding to Outwards Car Shed Road	Points Clipped, Spiked and XL Locked Normal
7B	Turnout Hornsby Car Siding to Inwards Car Shed Road	Points Clipped, Spiked and XL Locked Normal

### Train Control System

The ATRICS workstation at Homebush Signalling Centre will be amended to identify the booked out area. Signal route bars will be placed on the affected signals. Bars will also be placed on the booked out of use points.

All track circuits within the booked out area will be retained within the interlocking. These tracks will be shown as unoccupied on the ATRICS indication panel.

All vital normal detection for removed points has been retained within the interlocking. These points will have to be re-stroked normal in event of a system reboot or power-down. Reverse detection has been removed.

All current path functions on removed signals have been retained within the interlocking. This will avoid unnecessary alarms on the ATRICS workstation.

The new arrangements are depicted in the attached signalling arrangement diagram.

**VER 10042017**

**DD VER 10042017**

*Continued on the next page*

**Adam Toffolo**

Commissioning Engineer – Hornsby Junction Remodelling Project

Mob: 0416 942 861

Email: AToffolo@novorail.com.au

**Jason Eadie**

Signalling Design Manager, Parsons Brinckerhoff

Tel: 02 9200 0930

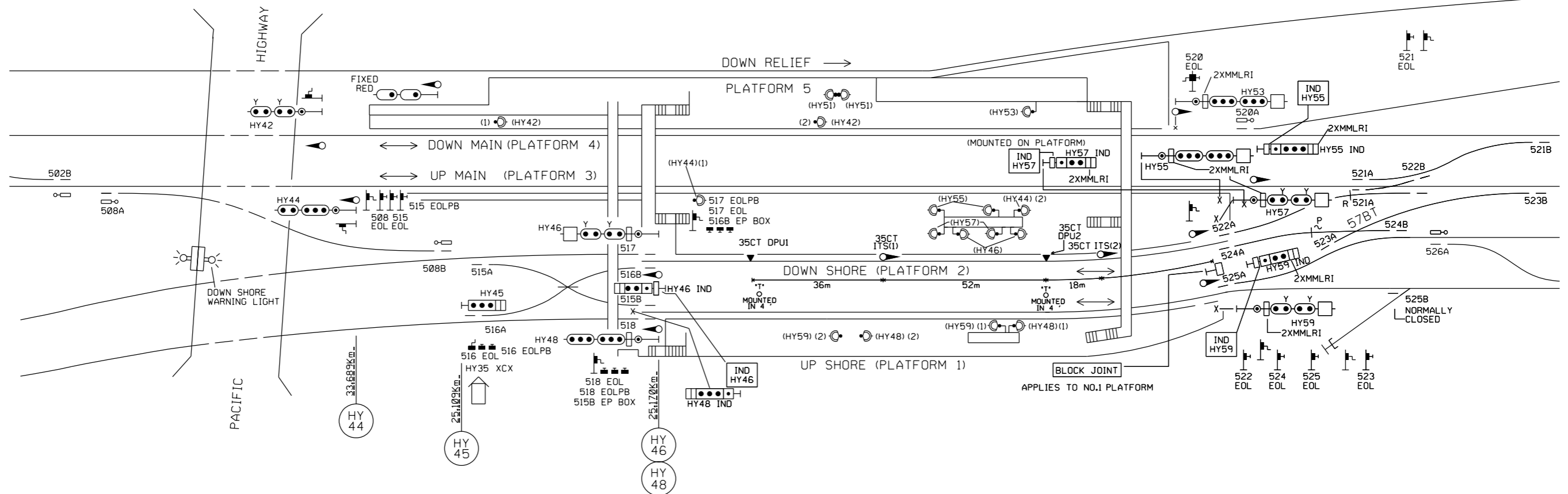
Email: jeadie@pb.com.a26

SIGNAL	ROUTE	DESTINATION	IND
HY53	(M)A	DOWN RELIEF	R
	(S)A	DOWN RELIEF	DR
	(M)B	TURNBACK 1	T
	(S)B	TURNBACK 1	T1
*1	(M)C	DOWN MAIN	-
	(S)C	DOWN MAIN	DM
	(M)F	UP LOOP	L
	(S)F	UP LOOP	UL
*1	(S)G	UP SIDING 1	U1
	(S)H	INWARDS CARSHED	IC

SIGNAL	ROUTE	DESTINATION	IND	IND
HY55	(M)A	TURNBACK 1	T	T1
	(S)A	TURNBACK 1	T1	T1
	(M)B	DOWN MAIN	D	DM
	(S)B	DOWN MAIN	DM	DM
*1	(M)C	UP MAIN	-	UM
	(S)C	UP MAIN	UM	UM
	(M)D	UP LOOP	L	UL
	(S)D	UP LOOP	UL	UL
*1	(S)F	UP SIDING 1	U1	U1
	(S)G	INWARDS CARSHED	IC	IC

SIGNAL	ROUTE	DESTINATION	IND
HY51	(M)	DOWN RELIEF	-
	(S)	DOWN RELIEF	-

# HORNSBY



SIGNAL	ROUTE	DESTINATION	IND
HY44	(M)A	UP MAIN	-
	(S)A	UP MAIN	-
HY45	(S)A	DOWN SHORE	2
	(S)B	UP SHORE	1

SIGNAL	ROUTE	IND
HY45(S)	2	A
	1	B


SIGNAL	ROUTE	DESTINATION	IND	IND
HY46	(M)A	UP SHORE	S	S
	(S)A	UP SHORE	US	S
	(M)C	UP MAIN	M	M
*1	(S)C	UP MAIN	UM	M

SIGNAL	ROUTE	DESTINATION	IND	IND
HY48	(M)A	UP SHORE	-	-
	(S)A	UP SHORE	US	S
	(M)C	UP MAIN	-	-
	(S)C	UP MAIN	UM	M

SIGNAL	ROUTE	DESTINATION	IND	IND
HY57	(M)A	TURNBACK 1	T	T1
	(S)A	TURNBACK 1	T1	T1
	(M)B	DOWN MAIN	D	DM
	(S)B	DOWN MAIN	DM	DM
*1	(M)C	UP MAIN	U	UM
	(S)C	UP MAIN	UM	UM
	(M)D	UP LOOP	L	UL
	(S)D	UP LOOP	UL	UL
*1	(S)F	UP SIDING 1	U1	U1
	(S)G	INWARDS CARSHED	IC	IC
*1	(S)J	UP SIDINGS	US	US

SIGNAL	ROUTE	DESTINATION	IND	IND
HY59	(M)A	DOWN MAIN	D	DM
	(S)A	DOWN MAIN	DM	DM
	(M)B	UP MAIN	U	UM
	(S)B	UP MAIN	UM	UM
*1	(M)C	UP LOOP	L	UL
	(S)C	UP LOOP	UL	UL
	(S)D	UP SIDING 1	U1	U1
	(S)F	INWARDS CARSHED	IC	IC
*1	(S)H	UP SIDINGS	US	US

\*1 ROUTE BOOKED OUT OF USE



**NSW Transport**

**HORNSBY JUNCTION REMODELLING PROJECT STAGE 23**  
**SIGNALLING ARRANGEMENT DIAGRAM**  
**PART 1 OF 3**

WN 34 to 52 - 2017
VER 10042017

SIGNAL	ROUTE	DESTINATION	IND
HY70	(MA)	DOWN SHORE	2
	(SA)	DOWN SHORE	2
	(MB)	UP MAIN	3
	(SB)	UP MAIN	3
(MC)	DOWN MAIN	4	
(SC)	DOWN MAIN	4	

HY70(S)	
A	2 4
B	3

SIGNAL	ROUTE	DESTINATION	IND
HY60	(MA)	DOWN MAIN	-
	(SA)	DOWN MAIN	DM
	(SB)	DOWN RELIEF	DR

HY60(S)	
A	DM DR B

SIGNAL	ROUTE	DESTINATION	IND
HY85	(S)	DOWN RELIEF	-

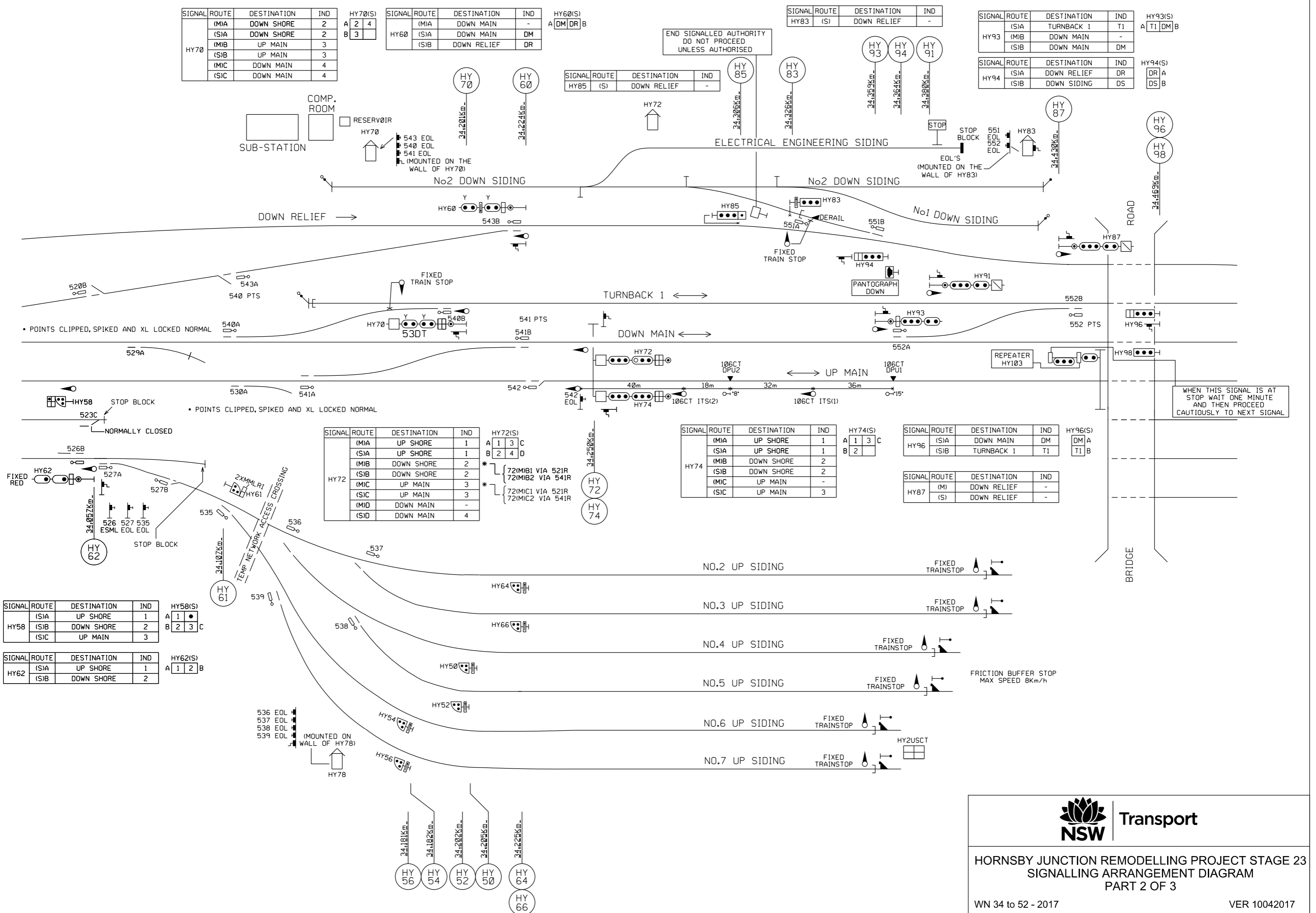
SIGNAL	ROUTE	DESTINATION	IND
HY83	(S)	DOWN RELIEF	-

SIGNAL	ROUTE	DESTINATION	IND
HY93	(SA)	TURNBACK 1	T1
	(MB)	DOWN MAIN	-
	(SB)	DOWN MAIN	DM

HY93(S)	
A	T1 DM B

SIGNAL	ROUTE	DESTINATION	IND
HY94	(SA)	DOWN RELIEF	DR
	(SB)	DOWN SIDING	DS

HY94(S)	
DR A	DS B



SIGNAL	ROUTE	DESTINATION	IND
HY58	(SA)	UP SHORE	1
	(SB)	DOWN SHORE	2
	(SC)	UP MAIN	3

HY58(S)	
A	1 3 C
B	2 3

SIGNAL	ROUTE	DESTINATION	IND
HY62	(SA)	UP SHORE	1
	(SB)	DOWN SHORE	2

HY62(S)	
A	1 2 B

SIGNAL	ROUTE	DESTINATION	IND
HY72	(MA)	UP SHORE	1
	(SA)	UP SHORE	1
	(MB)	DOWN SHORE	2
	(SB)	DOWN SHORE	2
	(MC)	UP MAIN	3
	(SC)	UP MAIN	3
	(MD)	DOWN MAIN	-
	(SD)	DOWN MAIN	4

HY72(S)	
A	1 3 C
B	2 4 D

SIGNAL	ROUTE	DESTINATION	IND
HY74	(MA)	UP SHORE	1
	(SA)	UP SHORE	1
	(MB)	DOWN SHORE	2
	(SB)	DOWN SHORE	2
	(SC)	UP MAIN	3

HY74(S)	
A	1 3 C
B	2

SIGNAL	ROUTE	DESTINATION	IND
HY96	(SA)	DOWN MAIN	DM
	(SB)	TURNBACK 1	T1

HY96(S)	
DM A	T1 B

SIGNAL	ROUTE	DESTINATION	IND
HY87	(M)	DOWN RELIEF	-
	(S)	DOWN RELIEF	-

FRICITION BUFFER STOP  
MAX SPEED 8km/h



HORNSBY JUNCTION REMODELLING PROJECT STAGE 23  
SIGNALLING ARRANGEMENT DIAGRAM  
PART 2 OF 3

WN 34 to 52 - 2017

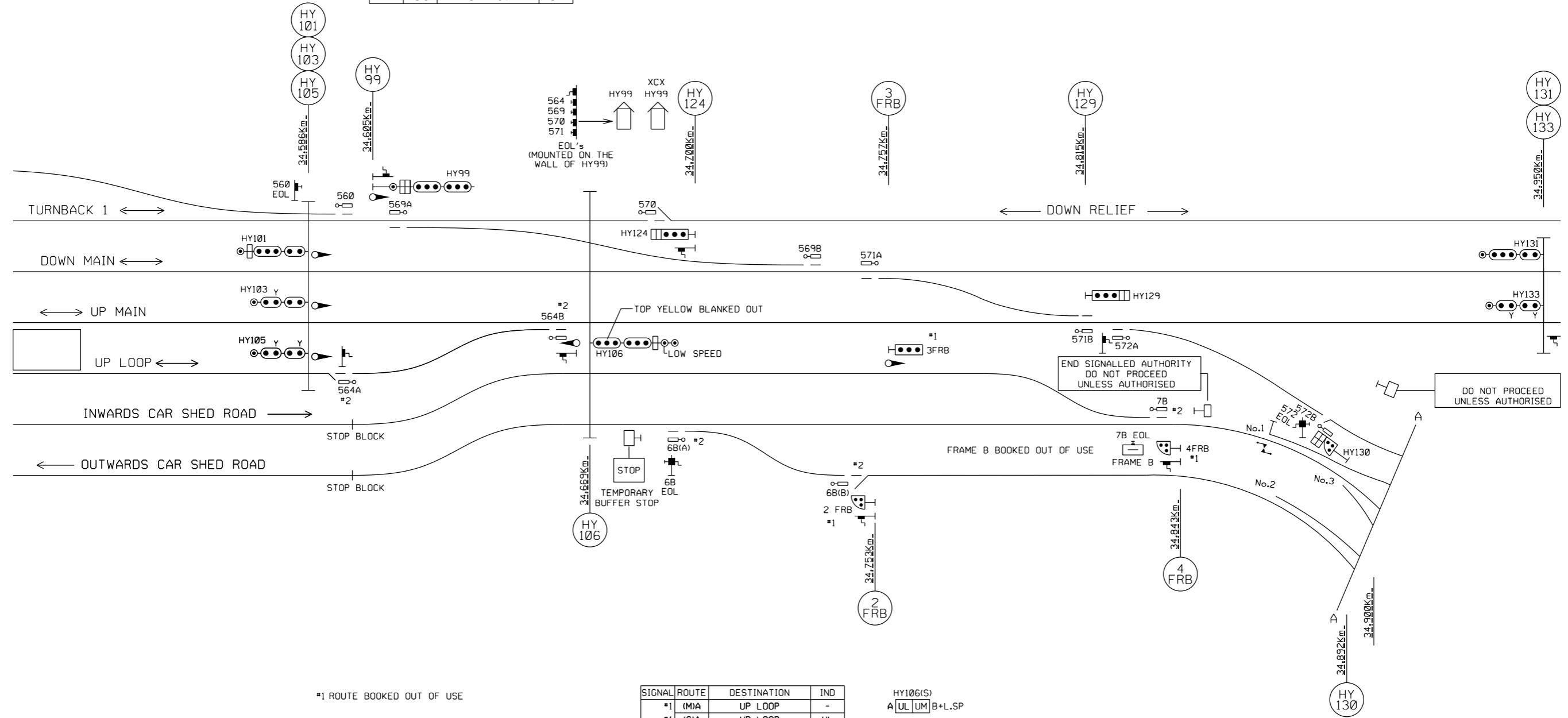
VER 10042017

SIGNAL	ROUTE	DESTINATION	IND
HY101	(M)A	DOWN MAIN	-
	(S)A	DOWN MAIN	DM
	(S)B	UP MAIN	UM

SIGNAL	ROUTE	DESTINATION	IND
HY99	(M)A	DOWN RELIEF	-
	(S)A	DOWN RELIEF	DR
	(M)B	DOWN MAIN	-
	(S)B	DOWN MAIN	DM
(S)C	UP MAIN	UM	

SIGNAL	ROUTE	DESTINATION	IND
HY124	(S)A	TURNBACK 1	T1
	(S)B	DOWN RELIEF	DR

SIGNAL	ROUTE	DESTINATION	IND
HY129	(S)A	UP MAIN	UM
	(S)B	CAR SHEDS	CS



\*1 ROUTE BOOKED OUT OF USE

\*2 POINTS CLIPPED, SPIKED, XL LOCKED & DETECTED IN NORMAL POSITION

SIGNAL	ROUTE	DESTINATION	IND
*1	(M)A	UP LOOP	-
	(S)A	UP LOOP	UL
HY106	(M)B	UP MAIN	-
	(S)B	UP MAIN	UM

HY106(S)  
A [UL] [UM] B+L.SP

SIGNAL	ROUTE	DESTINATION	IND
HY130	(S)A	UP MAIN	UM
	(S)B	DOWN MAIN	DM
	(S)C	TURNBACK 1	T1
	(S)D	DOWN RELIEF	DR

HY130(S)  
A [UM] [T1] C  
B [DM] [DR] D



**HORNSBY JUNCTION REMODELLING PROJECT STAGE 23  
SIGNALLING ARRANGEMENT DIAGRAM  
PART 3 OF 3**

## **HORNSBY – HY53 & HY70 SIGNAL UPGRADES. REMOVAL OF 529A POINTS. NEW INSTALLATION OF 529A/B POINTS**

Commencing at 0200 hours on **Saturday, 28 October 2017**, and continuing until 0200 hours Monday, 30 October 2017, the following signalling alterations will be carried out:

- Hornsby Signal HY53 is located on the Down Main at approximately 33.930km. This signal has incandescent MLRI, Shunt aspect and MMLRI. These will be upgraded to LED. The indications will remain unchanged.
- Hornsby Signal HY70 is located on the Turnback 1 at approximately 34.201 km. This signal is currently incandescent and will be upgraded to LED. The existing incandescent MLRI and Shunt aspect will also be upgraded to LED. The exiting Route Indicator for the Shunt aspect will remain incandescent until upgrade to LED at final commissioning. All indications will remain unchanged.
- 529A Points are currently located on the Down Main Line at approximately 34.065km. This Point end is not in use and clipped and XL locked Normal. These Points will now be removed.
- New 529A/B Points will be installed between the Up and Down Main Lines at approximately 34.042km. These points will be clipped and XL locked normal and not brought into use until a later stage.

There will be no alteration to the indication panel at Homebush Signalling Centre.

The new signalling arrangements are shown in the provided driver's diagram.

**VER 11092017**

**DD VER 11092017**

### **Adam Toffolo**

Commissioning Engineer – Hornsby Junction Remodelling Project

Mob: 0416 942 861

Email: AToffolo@novorail.com.au

### **Jason Eadie**

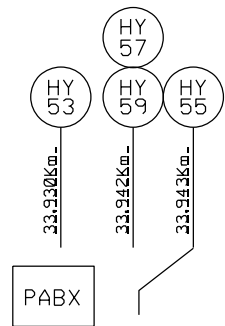
Signalling Design Manager, WSP

Mob: 0437 599 153

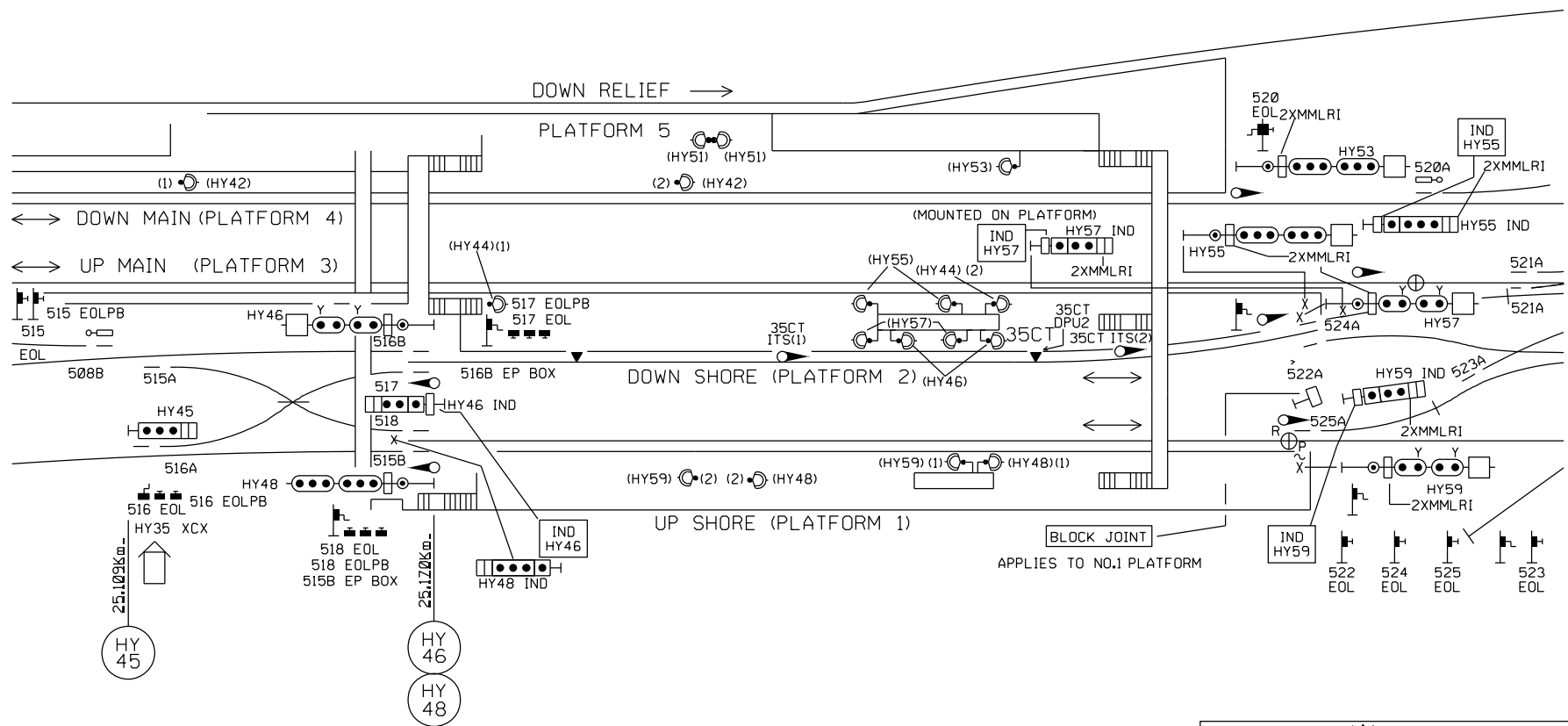
Email: jason.eadie@wsp.com



SIGNAL	ROUTE	DESTINATION	IND
HY53	(M)A	DOWN RELIEF	R
	(S)A	DOWN RELIEF	DR
	(M)B	TURNBACK 1	T
	(S)B	TURNBACK 1	T1
	(M)C	DOWN MAIN	-
	(S)C	DOWN MAIN	DM
	(M)F	UP LOOP	L
	(S)F	UP LOOP	UL
	(S)G	UP SIDING 1	U1
	(S)H	INWARDS CARSHED	IC



# HORNSBY



HORNSBY JUNCTION REMODELLING PROJECT STAGE 24  
 SIGNALLING ARRANGEMENT DIAGRAM  
 PART 1 OF 2

HY 51

SIGNAL	ROUTE	DESTINATION	IND
HY70	(M)A	DOWN SHORE	2
	(S)A	DOWN SHORE	2
	(M)B	UP MAIN	3
	(S)B	UP MAIN	3
	(M)C	DOWN MAIN	4
	(S)C	DOWN MAIN	4

HY70(S)	A	2	4	C
	B	3		

HORNSBY CONTROL CENTRE

COMP. ROOM  
SUB-STATION

RESERVOIR  
HY70

HY 70

HY 60

HY 76

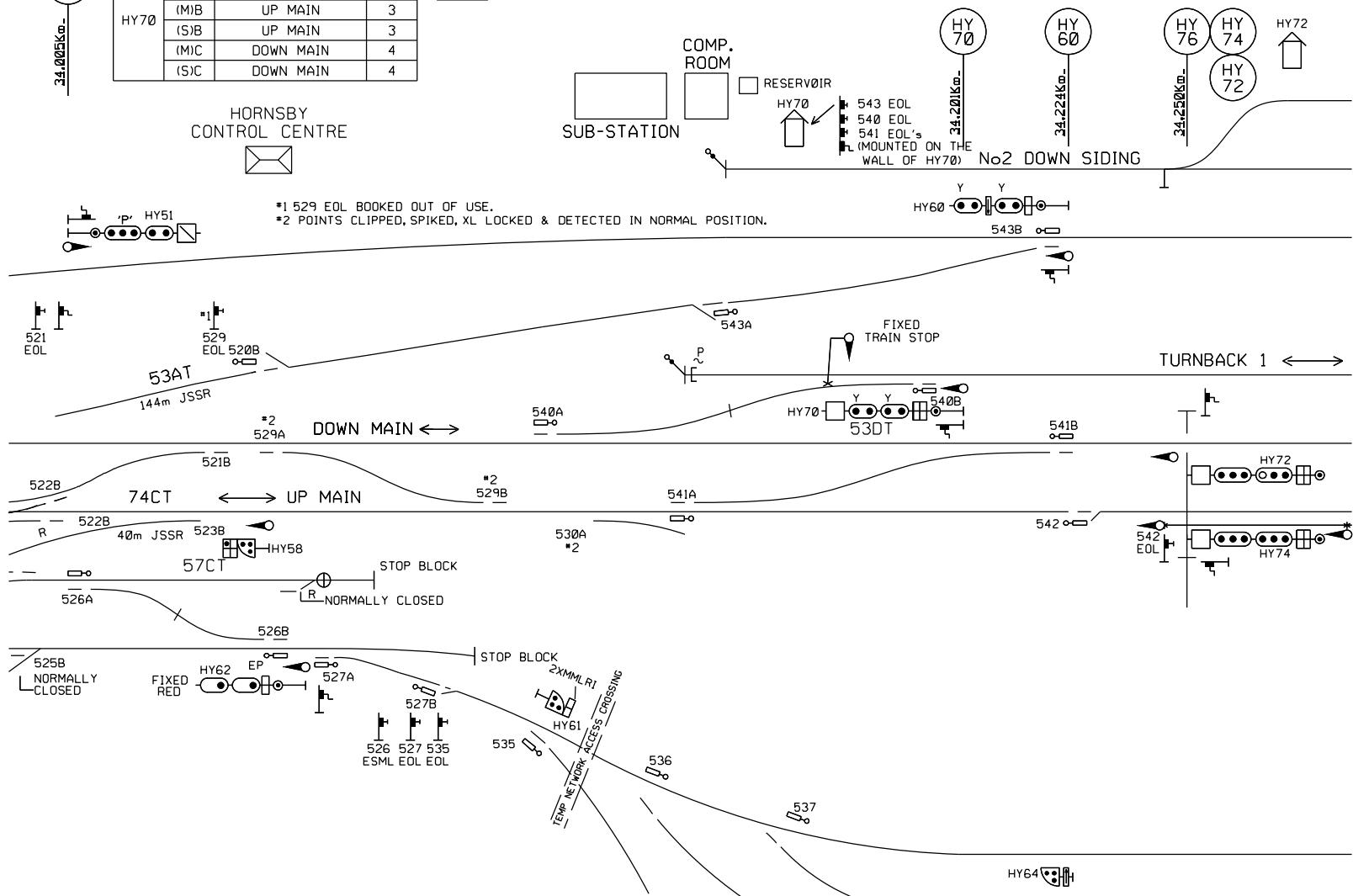
HY 74

HY 72

HY 72

543 EOL  
540 EOL  
541 EOL's  
(MOUNTED ON THE WALL OF HY70)  
No2 DOWN SIDING

- #1 529 EOL BOOKED OUT OF USE.
- #2 POINTS CLIPPED, SPIKED, XL LOCKED & DETECTED IN NORMAL POSITION.



Transport

HORNSBY JUNCTION REMODELLING PROJECT STAGE 24  
SIGNALLING ARRANGEMENT DIAGRAM  
PART 2 OF 2

WN 43 & 44 - 2017

VER 11092017

# **FASSIFERN (NORTH) – FASSIFERN 56NS CROSSOVER RENEWAL**

Commencing at 0200 hours on **Saturday, 28 October 2017**, and continuing until 0115 hours on Monday, 30 October 2017, the following work will be carried out:

- Split bearers will be installed on the Up and Down Main at 56S and 56N points at Fassifern as part of the Jointed Bearer Project trial

**VER140817**

## **Steven Johnson**

Project Manager, Project Engineering and Support

Mob: 0429 153 530

Email: [steven.johnson@transport.nsw.gov.au](mailto:steven.johnson@transport.nsw.gov.au)

## **Graham McGrath**

Principal Track Design Engineer, Engineering & System Integrity

Tel: 9536 3456 (external) 63456 (internal)

Mob: 0421 055 814

Email: [GRAHAM.MCGRATH@transport.nsw.gov.au](mailto:GRAHAM.MCGRATH@transport.nsw.gov.au)

## **Rick Maranik**

Commissioning Manager Signalling

Programme Delivery Signals, Control & Electrical Engineering and Maintenance

Tel: 4962 9035 (external) 52035 (internal)

Mob: 412 520 793

Email: [RICHARD.MARANIK@transport.nsw.gov.au](mailto:RICHARD.MARANIK@transport.nsw.gov.au)

## **MAIN NORTH & NORTH SHORE CORRIDOR WORKS, PYMBLE TO HORNSBY HEADWAY IMPROVEMENTS PORTION 5A – ENABLING STAGE1 COMMISSIONING**

Commencing at 0200hrs on **Saturday, 28 October 2017**, and continuing until 0200hrs on Monday, 30 October 2017, the following work will be carried out:

Following speed board changes on Up & Down North Shore Lines will be done:

- Existing speed board of 70kph will be removed at 18.710km on Up North Shore Line.
- A new speed board of 70kph will be added at 19.230km on Up North Shore Line.
- A new speed board of 65kph will be added at 20.750km on Up North Shore Line.
- Existing speed board of 80kph will be removed at 21.810km on Up North Shore Line.
- Existing speed board of 75kph will be removed at 22.090km on Up North Shore Line.
- A new speed board of 70kph will be added at 22.315km on Up North Shore Line.
- A new speed board of 65kph will be added at 23.000km on Up North Shore Line.
- Existing speed board of 80kph will be replaced with 70kph at 24.740km on Up North Shore line.
- Existing speed board of 80kph will be removed at 23.010km on Down North Shore Line.

*Continued on the next page*

### Speeds – up direction

DIRECTION	TRAIN TYPE	LINE SPEED (KM/H)	KILOMETRAGES	
			From	To
Up North Shore Line	General	70	24.740Km	23.000Km
		65	23.000Km	22.315Km
		70	22.315Km	20.750Km
		65	20.750Km	19.230Km
		70	19.230Km	17.300Km

### Speeds – down direction

DIRECTION	TRAIN TYPE	LINE SPEED (KM/H)	KILOMETRAGES	
			From	To
Down North Shore Line	General	80	19.070Km	20.760Km
		50	20.760Km	20.920Km
		80	20.920Km	21.810Km
		70	21.810Km	24.1004Km
		50	24.100Km	25.150Km

## Signals

Signals in the following table will be upgraded to LED Type.

SIGNAL / ROUTE NAME	KM	STATUS	DESCRIPTION	ROUTE INDICATOR	REMARKS
SH14.46	23.341	Relocated as New	Up Auto, Up North Shore		Existing signal relocated and renewed as LED type. Medium aspect removed, lower yellow blanked out.
SH14.69	23.613	Existing	Down Auto, Down North Shore		Medium aspect removed, lower yellow blanked out. Signal upgraded as LED type.
SH14.93	23.955	Relocated as New	Down Auto, Down North Shore		Existing signal relocated and renewed as LED type.

Signal SH14.46 will be relocated to 23.341 km on Up North Shore Line and renewed with LED type with trainstop and associated track circuit equipment, this signal will also have Aspect changes. The current medium aspect will be removed.

Existing Signal SH14.69 at 23.613 km on Down North Shore Line will have the medium aspect removed the lower yellow aspect will be blanked out the signal will also be upgraded to LED type.

Signal SH14.93 will be relocated to 23.955km on Down North Shore Line and renewed with LED type with trainstop and associated track circuit equipment.

No SPTs will be provided on relocated signals SH14.46 & SH14.93.

No alterations to ATRICS are required in this stage.

The new arrangements are depicted in the attached Signalling Arrangement diagram.

**VER 26072017**

**Signalling Arrangement VER 26072017**

**Phil Meurant**

Signal Commissioning Engineer

Mob: 0419 181 888

Email: pmeurant@laingorourke.com.au

**Saraswathi Penneru**

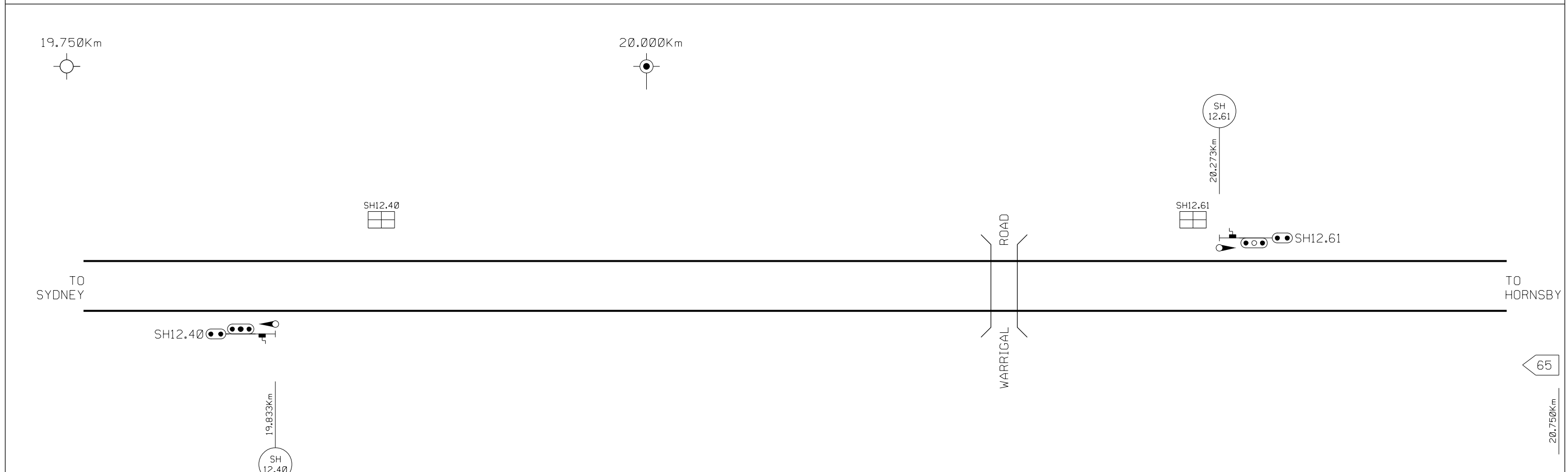
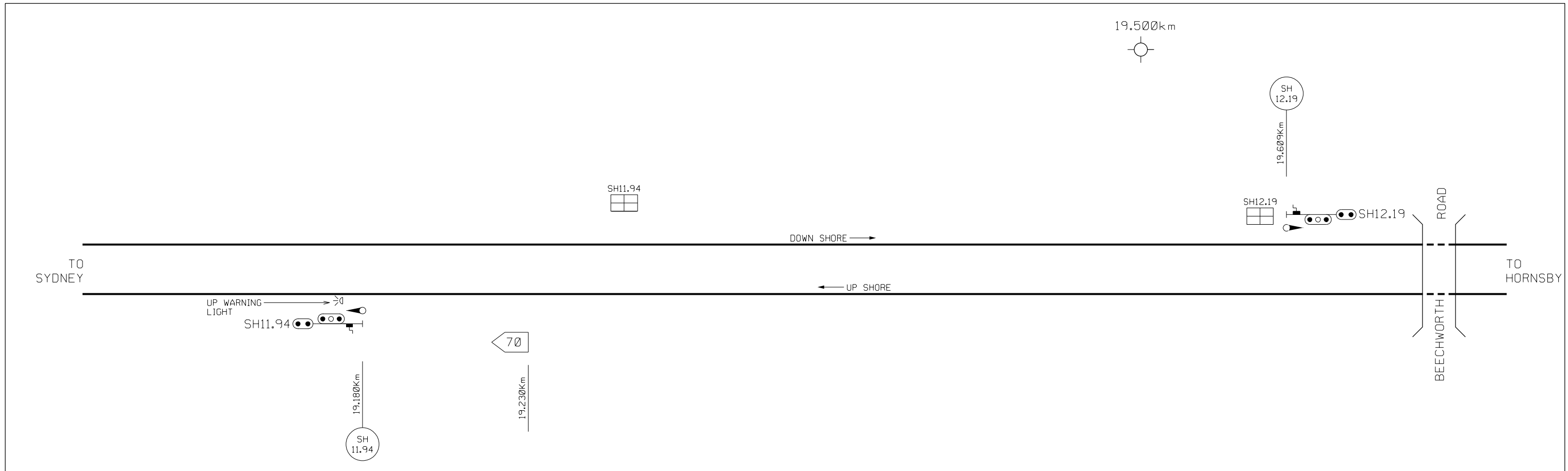
Senior Signal Engineer


Engineering Signal Design


Tel: 02 9272 5424

Mob: 0448 724 702

Email: saraswathi.penneru@wsp.com







Transport  
for NSW

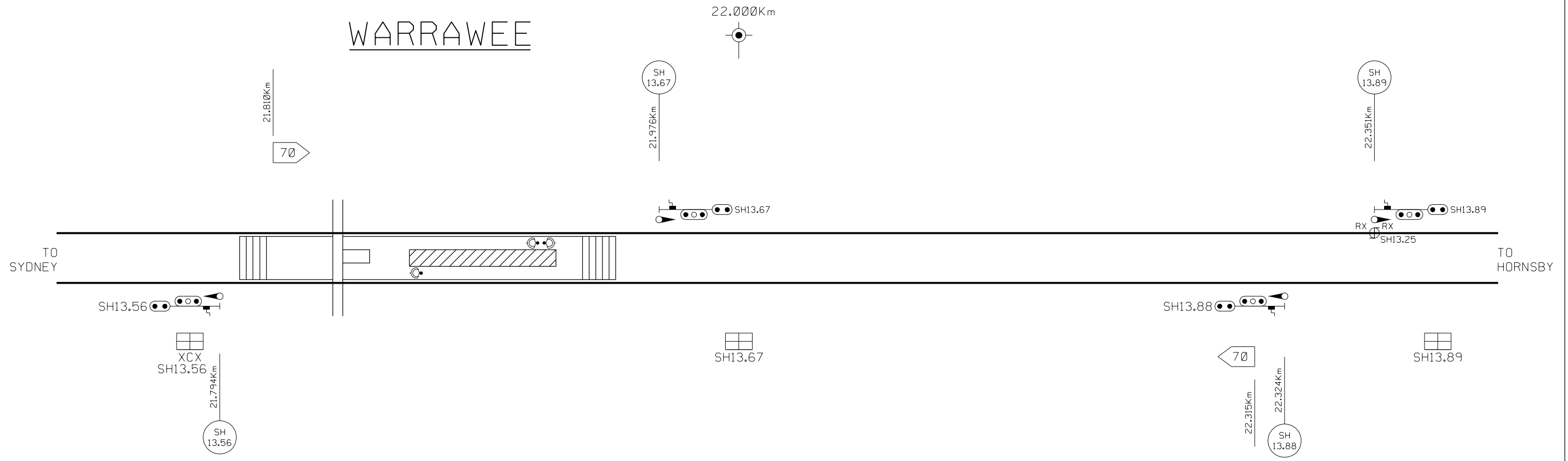
**MAIN NORTH & NORTH SHORE CORRIDOR WORKS**  
**PART SIGNALLING ARRANGEMENT**  
**PORTION 5A ENABLING STAGE 1**  
**SHEET 1 OF 3**

Produced by WSP - Signal Design

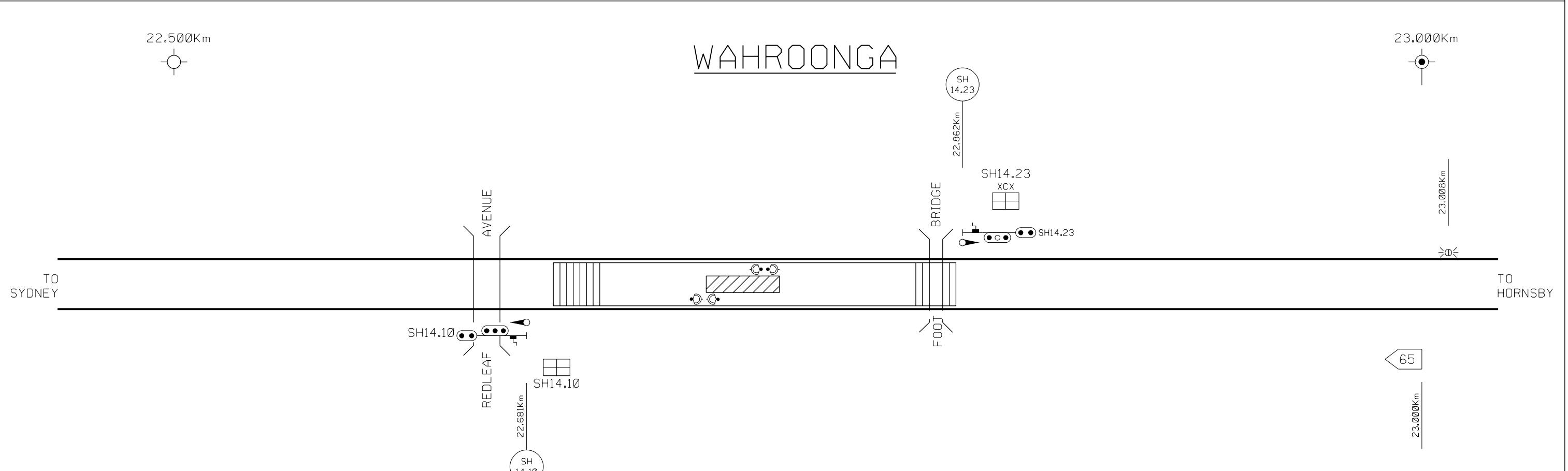
VER26072017



# WARRAWEE



# WAHROONGA

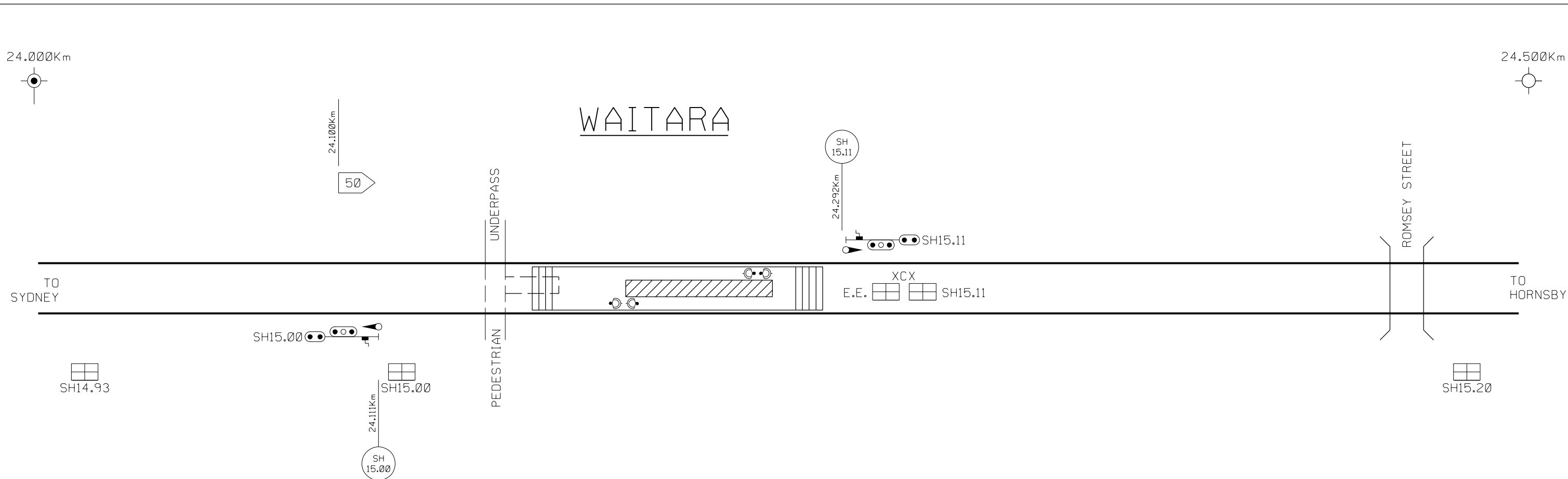
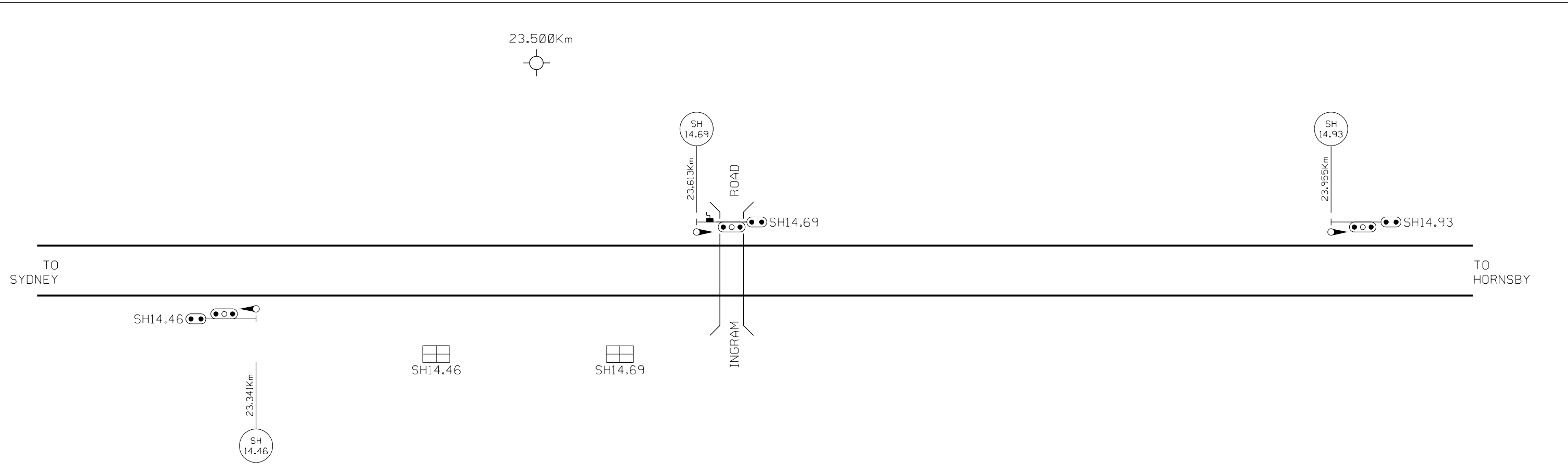


**WSP**

**MAIN NORTH & NORTH SHORE CORRIDOR WORKS**  
PART SIGNALLING ARRANGEMENT  
PORTION 5A ENABLING STAGE 1  
SHEET 2 OF 3

Produced by WSP - Signal Design

VER26072017



**MAIN NORTH & NORTH SHORE CORRIDOR WORKS**  
**PART SIGNALLING ARRANGEMENT**  
**PORTION 5A ENABLING STAGE 1**  
**SHEET 3 OF 3**

Produced by WSP - Signal Design

VER26072017

## **GORDON (NORTH SHORE) – CONVERSION OF 53A/B POINTS TO D84M MKIII WITH SPHEROLOCK MECHANISM**

Commencing at 0200 hours on **Saturday, 04 November 2017**, and continuing until 0200 hours on Monday, 06 November 2017, the following work will be carried out:

- The existing 53A catch points on the Local Platform Road and 53B points on the Up Shore will be renewed. The point mechanism will be replaced with a D84M MKIII point machine utilising an in-bearer Spherolock arrangement.
- 53A catch points will remain in the same location
- 53B points will be relocated approximately 4m towards Sydney.
- The existing Emergency Switch Machine Lock (ESML) equipment will be replaced with an Emergency Operation Lock (EOL) of the fortress key type and retained in the existing location.

**VER01092017**

Rod Hyatt

Commissioning Engineer, Signalling  
Sydney Trains

Tel: 9752 6092 (external) 26 092 (internal)

Mob: 0438 269 225

Email: [rodney.hyatt@transport.nsw.gov.au](mailto:rodney.hyatt@transport.nsw.gov.au)

Melissa Bullock

Senior Signal Design Engineer

AECOM

Tel: 8934 0121

Email: [melissa.bullock@aecom.com](mailto:melissa.bullock@aecom.com)

## STATUS OF TOM NOTICES

Number	Title	Issued	Effective
001–2007	Introduction of TOM Notices	13/09/07	13/09/07
019–2007	MK16 Vigilance control on XPT power car	2/11/07	8/11/07
018–2007	Emergency equipment boxes RailCorp train fleet	1/11/07	19/11/07
004–2008	OMDT 450: Description and operation of XPT trains+	1/5/08	11/5/08
008–2009	OMET 264: Minimum tractive effort requirements	1/10/09	11/10/09
010–2009	OMDT 461: XPT radio amalgamation unit (RAU)	26/11/09	6/12/09
011–2009	OMDT 462: XPT MetroNet radio	26/11/09	6/12/09
012–2009	OMDT 463: XPT CountryNet and local radios	26/11/09	6/12/09
013–2009	OMDT 464: MultiChannel radio	26/11/09	6/12/09
014–2009	OMDT 465: XPT train-to-base radio	26/11/09	6/12/09
001–2010	OMDT 458: Train preparation of XPT trains	18/2/10	28/2/10
010–2011	XPT 030: Minimum Operating Standards	28/7/11	7/8/11
001–2012	OMET 266: Operation of Y–Set Trains	2/2/12	12/2/12
010–2012	48 Class: Train Operations Manual (TOM)	25/10/12	4/11/12
011–2012	TWP 178: CountryNet and Local Radios	29/11/12	9/12/12
001–2013	Operation of H–Set (Oscar) Trains Fitted with Automatic Train Protection (ATP) Equipment	17/1/13	27/1/13
003–2013	48 Class: Wheels	7/2/13	10/2/13
013–2013	OMDT 454: Disabled Train	23/5/13	2/6/13
015–2013	OMET 200: Minimum Standards for Electric Trains	30/5/13	9/6/13
002–2014	OMET 220: Wheelslip light indications	20/2/14	2/3/14
005–2014	Operation of T–Set (Tangara) Trains fitted with ATP equipment	3/4/14	14/4/14
011–2015	ATP Train Testing	17/9/15	29/9/15
012–2015	Guards Trial: Waterfall to Wollongong	24/9/15	6/10/15
010–2015	Drivers Mobility Trial	24/9/15	6/10/15
002–2015	TWP 182: Digital Train Radio System (DTRS)	1/10/15	2/11/15
002–2016	Train Crew Mobility Program	28/4/16	8/5/16

*Continued on the next page*

<b>Number</b>	<b>Title</b>	<b>Issued</b>	<b>Effective</b>
004–2016	OMET 262: Failure of Train Management System	14/7/16	24/7/16
006–2016	OMDT 400: Minimum Operating Standards for Xplorer and Endeavour trains	11/8/16	21/8/16
009–2016	OMDT 502: internal Emergency Door Release and Passenger Emergency Intercom alarm for Hunter Rail Cars	22/9/16	2/10/16
001–2017	Incorporation of Waratah, OSCAR and Millenimum TOM Notices and Safe Notices into the TOM	19/1/17	29/1/17
002–2017	Amendment to OMET 200, XPT 030, OMDT 400 & OMDT 500:(Visibility Lights)20/2/14	19/1/17	29/1/17
003–2017	Exception to TWP 100	19/1/17	29/1/17
006–2017	OMDT 500: Minimum Standards for Hunter Rail Cars	30/3/17	9/4/17
007–2017	WAR 208 Main Power Faults	30/3/17	9/4/17
005–2017	TWP 150: Damaged or Missing Window Glass	6/4/17	16/4/17
009–2017	Operation of H-set (OSCAR) trains fitted with ATP	25/5/17	4/6/17
010–2017	Train Specifications & Descriptions	15/6/17	25/6/17
008–2017	TWP 176: Wayside Train Condition Monitoring	6/7/17	16/7/17
004–2017	TWP174 ICE Radio	20/7/17	31/7/17
011–2017	Exception to TWP108: Route Knowledge	3/8/17	18/8/17

## STATUS OF PERMANENT SAFE NOTICES

<b>Number</b>	<b>Title</b>	<b>Issued</b>	<b>Effective</b>
005–2017	Network Rules Publications	9/2/17	19/2/17
008–2017	Trial of Signal Key Switches	2/3/17	12/3/17
011–2017	Trial of Worksite Delineation Markers	30/3/17	11/4/17
012–2017	Unreliable track circuit operation	18/5/17	28/5/17
013–2017	WAR 030 Minimum Standards	6/7/17	16/7/17
014–2017	XPT 030 MOS	6/7/17	16/7/17
015–2017	Management of work on track at Interface	6/7/17	16/7/17
016–2017	Digital Train Radio System	3/8/17	13/8/17

### **Steve Swanson**

Network Rules Specialist

Tel: 02 8922 4183 (external) 2 4183 (internal)

Email: [stephen.swanson@transport.nsw.gov.au](mailto:stephen.swanson@transport.nsw.gov.au)

## STATUS OF NETWORK MANUALS AND FORMS

<b>Network Rules</b>	RailSafe Website	Online documents
<b>Network Procedures</b>	RailSafe Website	Online documents
<b>Network Forms (Units)</b>	RailSafe Website	Online documents
<b>Network Local Appendices</b>	RailSafe Website	Online documents
<b>Operator Specific Procedures</b>	RailSafe Website	Online documents

The Network Rules, Network Procedures and Network Forms (Units) have changed and are available as a digital-only publication.

Network Forms will continue to be available as printed pads or workbooks and you can order these through your Distribution Officer online through the RailSafe website.

## STATUS OF TRAIN WORKING PROCEDURES

<b>Title</b>	<b>Version</b>	<b>Date issued</b>
TWP 100 (New)	4	November 2015
TWP 102	3	May 2012
TWP 106	3	May 2012
TWP 108	4	May 2012
TWP 110	3	May 2012
TWP 112	3	May 2012
TWP 114 (New)	4	November 2015
TWP 116	3	May 2012
TWP 118 (New)	4	November 2015
TWP 120	3	May 2012
TWP 122	3	May 2012
TWP 124	3	May 2012
TWP 126	3	May 2012
TWP 128	3	May 2012
TWP 130	3	May 2012
TWP 132	3	May 2012
TWP 134	3	May 2012
TWP 136 (New)	4	November 2015
TWP 138 (New)	4	November 2015
TWP 142	3	May 2012
TWP 144	5	May 2012
TWP 146	3	May 2012
TWP 148	3	May 2012
TWP 150 (New)	4	November 2015
TWP 152 (New)	4	November 2015
TWP 154	3	May 2012
TWP 156 (New)	6	November 2015
TWP 158	3	May 2012
TWP 160 (New)	4	November 2015
TWP 162	3	May 2012
TWP 164	4	May 2012
TWP 166	3	May 2012
TWP 168	3	May 2012
TWP 170	3	May 2012
TWP 172	4	May 2012
TWP 174 (New)	2	November 2015
TWP 176 (New)	1	November 2015
TWP 182 (New)	1	November 2015
TWP 184 (New)	1	November 2015
TWP 188 (New)	1	November 2015



## DISTRIBUTION OFFICERS

### Sydney Trains

#### Safety and Environment

**Maria Economou**

Safety Support

Tel: 2 4502 Fax: 2 1840

Email: Maria.Economou@transport.nsw.gov.au

#### Operations

**Gary Poulson**

Team Leader TCAC

Tel: 93791702

Email: gary.poulson@transport.nsw.gov.au

**Martin Bollmann**

Crew Manager - Central

Tel: 93791755

Email: Martin.Bollmann@transport.nsw.gov.au

**Paul Bartolo**

Crew Manager - Blacktown/Richmond

Tel: 42828

Email: Paul.Bartolo@transport.nsw.gov.au

**Emma Bunting**

Area Manager - Flemington

Tel: 9536 8844

Email: emma.bunting@transport.nsw.gov.au

**David Allison**

Area Manager - Mortdale

Tel: 42624

Email: david.allison@transport.nsw.gov.au

**Matthew Quinn**

Area Manager Cronulla/Waterfall

Email: matthew.quinn@transport.nsw.gov.au

**Mark Kourouche**

Crew Manager Campbelltown/Leppington

Tel: 04181 66867

Email: mark.kourouche@transport.nsw.gov.au

**Rhys Blakey**

Crew Manager Hornsby/North Sydney

Tel: 92242044

Email: rhys.blakey@transport.nsw.gov.au

**Anthony Robb**

Crew Manager Penrith

Tel: 42084

Email: anthony.robb@transport.nsw.gov.au

**Nick Hayek**

Crew Manager Auburn

Tel: 35982

Email: nick.hayek@transport.nsw.gov.au

**Fiona Eid**

Administration Assistant

Operations Central

Tel: 9379 4489

Email: fiona.eid@transport.nsw.gov.au

**Rochelle Takai**

Administration Support Campbelltown

Tel: 0407976529

Email: rochelle.takai@transport.nsw.gov.au

**Mario Chalouhi**

Train Crew Standards Manager

Tel: 42616

Email: Mario.Chalouhi@transport.nsw.gov.au

**Gretchen Wilson**

Business Support Officer

Tel: 42314

Email: gretchen.wilson@transport.nsw.gov.au

**William Morrison**

Signal Box Operations — North

Tel: 9 1057

Email: William.Morrison@transport.nsw.gov.au

**Mohamad Chahine**

Signal Box Operations - Sydenham

Tel: 37705

Email: mohanad.chahine@transport.nsw.gov.au

**Greg Oxley**

Operations — Rail Management Centre (RMC)

Tel: 9 4255 Fax: 9 4438

Email: Greg.Oxley@transport.nsw.gov.au

**Mason Fairbrother**

Operations — Train Planning

Tel: 2 636

Email: Mason.Fairbrother@transport.nsw.gov.au

**Ashraf Riyadh**

Customer Service — Illawarra

Tel: 2 7728 Fax: 02 95637728

Email: Ashraf.Riyadh@transport.nsw.gov.au

**Jason Cooper**

Customer Service — Central

Tel: 9 2776 Fax: 9 3168

Email: Jason.Cooper@transport.nsw.gov.au

**Megan Mcrae**

Customer Service - North West

Tel: 98489850

Email: megan.mcrae@transport.nsw.gov.au

**Maintenance****Fleet Maintenance****Hoshedar Movdawalla**

Fleet Maintenance Sydney Trains

Tel: 2 0532 Fax: 2 1274

Email: HOSHEDAR.MOVDAWALLA@transport.nsw.gov.au

**Ram Ramaswamy**

Fleet Maintenance Sydney Trains

Tel: 2 0523 Fax: 2 1274

Email: RAMYAVARAN.RAMASWAMY@transport.nsw.gov.au

**Network Maintenance****Shannon Newton**

Track Access Coordinator – North

Tel: 95363791

Email: Shannon.Newton@transport.nsw.gov.au

**Xerxes Francia**

Track Access Coordinator – North

Hornsby Network Base

Tel: 3 6740

Email: Xerxes.Francia@transport.nsw.gov.au

**Jonathan Barnes**

Track Access Coordinator – West

Blacktown Network Base

Tel: 87512

Email: Jonathan.Barnes@transport.nsw.gov.au

**Ennio Soster**

SCE

Project Delivery Electrical

Tel: 25236 Fax: 25917

Email: ENNIO.SOSTER@transport.nsw.gov.au

**Daljit Kaur**

Infrastructure Maintenance — Facilities

Tel: 2 5922 Fax: 2 5950

Email: Daljit.Kaur@transport.nsw.gov.au

**Adrian Aquilina**

Team leader - Strathfield Mains

Tel: 97526610

Email: [adrian.aquilina@transport.nsw.gov.au](mailto:adrian.aquilina@transport.nsw.gov.au)

**Christina Morgan**

Administration Support

ICON

Tel: 9379 6051

Email: [Christina.Morgan@transport.nsw.gov.au](mailto:Christina.Morgan@transport.nsw.gov.au)

**Edward Lusik**

Team Leader Signals

CBD

Tel: 95368135

Email: [edward.lusik@transport.nsw.gov.au](mailto:edward.lusik@transport.nsw.gov.au)

**Major Works****Greg Page**

Infrastructure Track

Tel: 25375

Email: [gregory.page@transport.nsw.gov.au](mailto:gregory.page@transport.nsw.gov.au)

**Michael Warner**

Signals and Electricity

Tel: 9848 9333

Email: [michael.warner@transport.nsw.gov.au](mailto:michael.warner@transport.nsw.gov.au)

**Logistics & Supply Chain****Murari Singh**

Contract Assurance Administrator

Tel: 02 9848 9698

Email: [Murari.Singh@transport.nsw.gov.au](mailto:Murari.Singh@transport.nsw.gov.au)

**Asset Management****Anurag Nehra**

Operations Safeworking Supervisor

Tel: 0429 362419

Email: [Anurag.nehra@transport.nsw.gov.au](mailto:Anurag.nehra@transport.nsw.gov.au)

**Engineering & System Integrity****Teresa Sitjar**

Signalling & Control Systems

Tel: 42458

Email: [Teresa.Sitjar@transport.nsw.gov.au](mailto:Teresa.Sitjar@transport.nsw.gov.au)

**Kenneth Maran**

Signalling & Control Systems

Tel: 26141

Email: [kenneth.maran@transport.nsw.gov.au](mailto:kenneth.maran@transport.nsw.gov.au)

**Yass Zahab**

Geotechnical Services

Tel: 2 7589 Fax: 2 7786

Email: [Yassine.El-Zahab@transport.nsw.gov.au](mailto:Yassine.El-Zahab@transport.nsw.gov.au)

**Richard Agostino**

C and CS

Tel: 2 0875 Fax: 9 2137

Email: [Richard.Agostino@transport.nsw.gov.au](mailto:Richard.Agostino@transport.nsw.gov.au)

**Peter Nilon**

Survey Group

Tel: 9848 9904

Email: [peter.nilon@transport.nsw.gov.au](mailto:peter.nilon@transport.nsw.gov.au)

**Human Resources****Robert Neloski**

Training — Learning and Development

Tel: 2 7567

Email: [robert.neloski@transport.nsw.gov.au](mailto:robert.neloski@transport.nsw.gov.au)

**Finance and Corporate Services****Graham Church**

Compliance and Review Unit

Tel: 4 2143 Fax: 5 0321

Email: [Graham.Church@transport.nsw.gov.au](mailto:Graham.Church@transport.nsw.gov.au)

## **NSW TrainLink**

### **Adam Tonkin**

Operational Improvement Manager  
Tel: 8574 2960 Mob: 041 7694249  
Email: ADAM.TONKIN@transport.nsw.gov.au

### **Ashley Brandse**

Associate Director Operation North & Central  
Tel: 4962 9820  
Email: ASHLEY.BRANDSE@transport.nsw.gov.au

### **Emma Abernethy**

Area Manager Newcastle  
Tel: 4907 7540 Mob: 0437308515  
Email: EMMA.ABERNATHY@transport.nsw.gov.au

### **Netti Byrnes**

Area Manager Central Coast  
Tel: 43499210 Mob: 0458261501  
Email: Annette Byrnes@transport.nsw.gov.au

### **Robert Blanch**

Area Manager Hunter & Regional North  
Mob: 0419498494  
ROBERT.BLANCH@transport.nsw.gov.au

### **Leisa Case**

Area Manager Central Intercity  
Mob: 0429900371  
LEISA.CASE@transport.nsw.gov.au

### **Dwayne Purcell**

Area Manager Central Regional  
Mob: 0428670580  
DWAYNE.PURCELL@transport.nsw.gov.au

### **Michael Dorrian**

Area Manager South Coast  
Mob: 0439743316  
Michael.dorrian@transport.nsw.gov.au

### **Tiffany Glasgow**

Area Manager West  
Mob: 0439743316  
Tiffany.glasgow@transport.nsw.gov.au

### **Ian Mondon**

Area Manager South Main  
Mob: 0427016255  
ian.mondon@transport.nsw.gov.au

### **Notice to Subscribers**

The Weekly Notice is issued every Tuesday and takes effect from the following Monday.

Those who require the Weekly Notice must ensure they receive it and are aware of the changes that affect their work duties and responsibilities.

Director Safety and Standards  
Sydney Trains  
Level 4, 477 Pitt Street  
Sydney NSW 2000  
Tuesday, 3 October 2017