

Network
Local
Appendices

Katoomba

Location

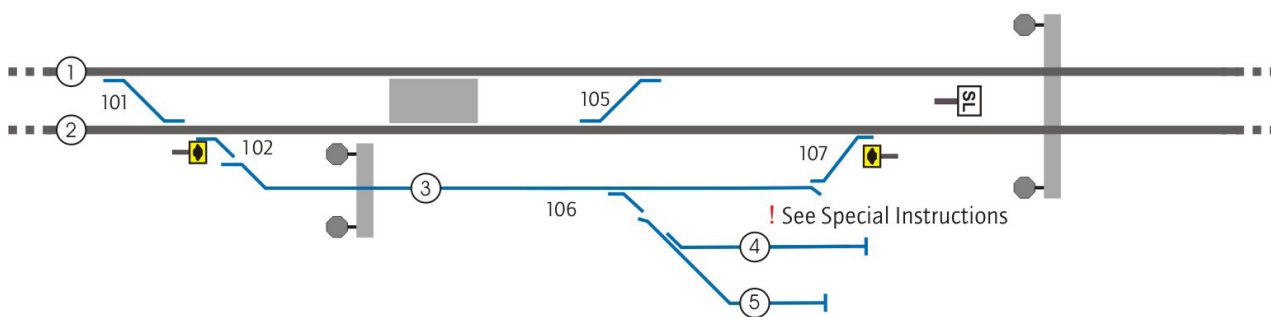
Katoomba is at 109.828km on the Main West line.

⚠️ WARNING: This location has narrow track clearances

Diagram

to Lawson

to Mount Victoria



KEY

- | | | |
|-----------------------|----------------------------|---------------------------|
| 1 Down Main West line | 3 Up Refuge Loop line 963m | 5 No 2 Perway siding 156m |
| 2 Up Main West line | 4 No 1 Perway siding 198m | |

Network Control

Signaller at Blacktown

Yard limits



Down Main West line	YL	107.724km Down signal KT1
	EYL	111.607km Down signal 69.3
Up Main West line	EYL	107.955km Up signal 67.0
	YL	111.967km Up signal KT38

Katoomba

Location details



Interlocked points are operated from Blacktown.

-  109.828km Katoomba. Platform 1 and 2
-  110.426km Down SHUNT LIMIT sign on Up Main West line

Level crossings

-  109.791km Network access
-  110.912km Network access

Special instructions

Right of way indicators

There are right of way indicators above the guard's indicators for the Up platform. Up trains must not depart from the platform before the movement is authorised by the:

- guard's indicator, and
- right of way indicator.

If the right of way indicators go out before the rearmost vehicle has passed the Sydney-end indicator, the Guard must signal the Driver to stop.

Operation of 106 Points

106 Points are set by the signaller but operated locally by a Qualified Worker using 106 points pushbutton unit. The pushbutton unit consists of an SL locked box that contains an 'Operate Points' pushbutton and a 'Points Free' indicator (flashing green). Instructions for working trains into or out of the Perway Sidings are inscribed inside the pushbutton unit locked box. A telephone is also provided. See pushbutton layout below.


Operation of 106 points by setting signal routes

- The Qualified Worker will contact the signaller to discuss the train movement.
- The signaller will set 21(S)A, 21(S)B or 26(S) route as required.
- The signal route on the ATRICS control panel will set but the signal will remain at stop (i.e. 106 points have not operated) and the 'Points Free' indication on 106 points pushbutton unit will flash green.
- When advised by the signaller, the Qualified Worker will visually ensure the track over the points is clear and any approaching track vehicles are stationary. Observe the 'Points Free' indicator is flashing green.
- Depress and hold the pushbutton for 2 seconds to operate the points.
- The signal will clear for the selected route once the points are in the correct position.

Katoomba


Operation of 106 points by calling the points

- The Qualified Worker will contact the signaller to discuss the train movement.
- The signaller will call 106 points either 'normal' or 'reverse' as required.
- The points indications on the ATRICS panel will be unchanged (i.e. 106 points have not operated) and the 'Points Free' indication on 106 points pushbutton unit will flash green.
- When advised by the signaller, the Qualified Worker will visually ensure the track over the points is clear and any approaching track vehicles are stationary. Observe the 'Points Free' indicator is flashing green.
- Depress and hold the pushbutton for 2 seconds to operate the points.
- On the ATRICS control panel 106 points will indicate either 'normal' or 'reverse', once the points are in the new position.


 NOTE: 106 points must be restored to the normal position on completion of the train movements.

KATOOMBA PERWAY SIDING

POINTS FREE



OPERATE POINTS



INSTRUCTIONS

1. CONTACT THE SIGNALLER
2. SIGNALLER WILL SET ROUTE INTO OR OUT OF SIDING
3. WHEN ADVISED BY THE SIGNALLER TO DO SO AND 'POINTS FREE' INDICATION IS FLASHING GREEN, CHECK POINTS ARE CLEAR AND DEPRESS 'OPERATE POINTS' BUTTON, AND HOLD FOR TWO SECONDS
4. WHEN MOVEMENT IS COMPLETED AND THE POINTS ARE CLEARED, REQUEST THE SIGNALLER TO CANCEL ROUTE AND NORMALISE POINTS
5. WHEN ADVISED BY THE SIGNALLER TO DO SO AND 'POINTS FREE' INDICATION IS FLASHING GREEN, CHECK POINTS ARE CLEAR AND DEPRESS 'OPERATE POINTS' BUTTON, AND HOLD FOR TWO SECONDS

Katoomba

Related documents

NLA 212 Penrith–Wallerawang

Effective date

29 May 2017