

DRIVERS ROUTE KNOWLEDGE DIAGRAMS

EASTERN SUBURBS LINE

BONDI JUNCTION

EDGECLIFF

KINGS CROSS

MARTIN PLACE

TOWN HALL

CENTRAL

REDFERN

ERSKINEVILLE

Effective Date: September 2020

Version: 4.16

Explanatory Notes:

Navigate to your area of interest via the station index or by using links created in Adobe bookmarks.

This document is approved for **route knowledge only**.

Do not use these diagrams for any safety related purpose without validating the information against a controlled source or in the field.

Information in these diagrams is uncontrolled.

Please report any updates to
gjs.support@transport.nsw.gov.au



Copyright: Sydney Trains

Ownership: Geospatial Services,
Asset Information Systems & Services

Location: TRIM Record No.D2015/580

SECTION : **BONDI JUNCTION TO EDGECLIFF**
 MAP SET : **BONDI JUNCTION TO ERSKINEVILLE**
 UPDATED TO : 17 August 2019

GRADIENT

INFORMATION

CONTROLLED FROM : RAIL OPERATIONS CENTRE

RADIO AREA CODE : 007 (SYDENHAM)

SPECIAL POINTS OF INTEREST

BONDI JUNCTION

AS THERE ARE NO CATCH POINTS PROVIDED IN THE TERMINAL ROAD, TRAINS MUST ONLY BE STOWED IN THE TERMINAL ROAD ON THE AUTHORITY OF THE TRAIN CONTROLLER.

WHEN STABLING TRAINS AT BONDI IF A MOTOR CAR HAS A SPRING PARKING BRAKE IT IS NOT NECESSARY TO APPLY THE ADJOINING TRAILER CAR RATCHET PARK BRAKE BUT IF THE MOTOR CAR HAS A RATCHET PARK BRAKE IT IS NECESSARY TO APPLY THE RATCHET PARK BRAKE ON THE ADJOINING TRAILER CAR AS WELL. TWO RED LIGHTS ARE TO BE PLACED ON THE SYDNEY END OF THE TRAIN.

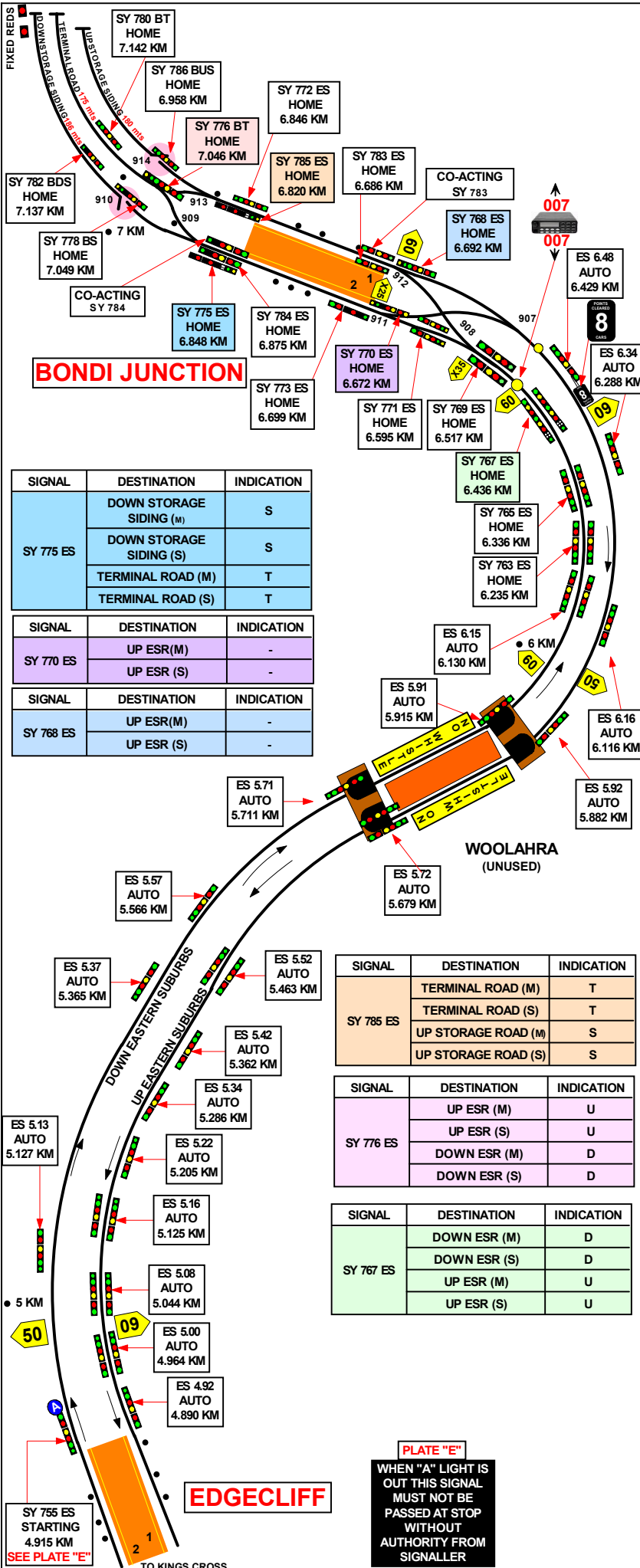
WHEN A TRAIN IS BEING PREPARED FOR SERVICE, THE BRAKES MUST NOT BE RELEASED UNTIL THE TRAIN IS DUE TO DEPART AND A BRAKE PIPE CONTINUITY TEST HAS BEEN CONDUCTED.

SIGNALS SY 771, SY 775, SY 778, SY 776, SY 768 AND SY 770 ALL HAVE A CALLING ON SIGNAL.

BONDI JUNCTION

TERMINATING TRAINS (UNDER NORMAL CONDITIONS)

FROM	TERMINATE AT	THEN GO TO
DOWN ESR	No.2 PLATFORM	RETURN TO THE UP EASTERN SUBURBS LINE VIA 911 POINTS.
		SHUNT FORWARD INTO THE DOWN STORAGE SIDING AND RETURN TO THE UP EASTERN SUBURBS LINE VIA No.2 PLATFORM.
		SHUNT FORWARD TO THE TERMINAL ROAD RETURN TO THE UP EASTERN SUBURBS LINE VIA No.2 PLATFORM
		SHUNT FORWARD TO THE TERMINAL ROAD AND RETURN TO UP EASTERN SUBURBS LINE VIA No.1 PLATFORM
DOWN ESR	No.1 PLATFORM	RETURN TO THE UP EASTERN SUBURBS LINE.
		SHUNT FORWARD TO THE TERMINAL ROAD AND RETURN TO UP EASTERN SUBURBS LINE VIA No.1 PLATFORM
		SHUNT FORWARD TO THE TERMINAL ROAD AND RETURN TO THE UP EASTERN SUBURBS LINE VIA No. 2 PLATFORM
		SHUNT FORWARD TO THE UP STORAGE ROAD AND RETURN TO THE UP EASTERN SUBURBS LINE VIA No.1 PLATFORM



SIGNAL	DESTINATION	INDICATION
SY 775 ES	DOWN STORAGE SIDING (M)	S
	DOWN STORAGE SIDING (S)	S
	TERMINAL ROAD (M)	T
	TERMINAL ROAD (S)	T

SIGNAL	DESTINATION	INDICATION
SY 770 ES	UP ESR(M)	-
	UP ESR (S)	-

SIGNAL	DESTINATION	INDICATION
SY 768 ES	UP ESR(M)	-
	UP ESR (S)	-

SIGNAL	DESTINATION	INDICATION
SY 785 ES	TERMINAL ROAD (M)	T
	TERMINAL ROAD (S)	T
	UP STORAGE ROAD (M)	S
	UP STORAGE ROAD (S)	S

SIGNAL	DESTINATION	INDICATION
SY 776 ES	UP ESR (M)	U
	UP ESR (S)	U
	DOWN ESR (M)	D
	DOWN ESR (S)	D

SIGNAL	DESTINATION	INDICATION
SY 767 ES	DOWN ESR (M)	D
	DOWN ESR (S)	D
	UP ESR (M)	U
	UP ESR (S)	U

SECTION : **BONDI JUNCTION**
 MAP SET : **BONDI JUNCTION TO ERSKINEVILLE**
 UPDATED TO : 17 August 2019

CONTROLLED FROM : RAIL OPERATIONS CENTRE

RADIO AREA CODE : 007 (SYDENHAM)

SPECIAL POINTS OF INTEREST

BONDI JUNCTION

STABLING OF TRAINS

WHEN STABLING TRAINS AT BONDI IF A MOTOR CAR HAS A SPRING PARKING BRAKE IT IS NOT NECESSARY TO APPLY THE ADJOINING TRAILER CAR RATCHET PARK BRAKE BUT IF THE MOTOR CAR HAS A RATCHET PARK BRAKE IT IS NECESSARY TO APPLY THE RATCHET PARK BRAKE ON THE ADJOINING TRAILER CAR AS WELL. TWO RED LIGHTS ARE TO BE PLACED ON THE SYDNEY END OF THE TRAIN .

WHEN A TRAIN IS BEING PREPARED FOR SERVICE, THE BRAKES MUST NOT BE RELEASED UNTIL THE TRAIN IS DUE TO DEPART AND A BRAKE PIPE CONTINUITY TEST HAS BEEN CONDUCTED.

IN DOWN STORAGE SIDING ON 8 CAR TRAINS PLEASE ENSURE THAT CAB IS STOPPED ON THE 8 CAR MARKER TO ENSURE ALIGNMENT OF TRANSFER PLATFORM

SIGNALS SY 771, SY 775, SY 778 , SY 776, SY 768 AND SY 770 ALL HAVE A CALLING ON SIGNAL.

TRAINS LESS THAN FOUR CARS AND TRACK VEHICLES

WHEN TRAVERSING 908 / 912 AND 907 / 911 POINTS IN THE REVERSE POSITION , LESS THAN FOUR CARS AND TRACK VEHICLES MUST BE BLOCK WORKED BETWEEN SY 767 ES AND SY 783 ES SIGNALS SY 770 ES AND ES 6.48 SIGNALS AS THEY MAY NOT RELIABLY OPERATE THE TRACK CIRCUITS .

AUTOMATIC NORMALISING OF CATCH POINTS 910 DOWN STORAGE SIDING AND CATCH POINTS 914 UP STORAGE

WHEN RAIL VEHICLES THAT DO NOT RELIABLY OPERATE TRACK CIRCUITS ARE TO ENTER OR DEPART THE DOWN STORAGE OR UP STORAGE SIDINGS , CATCH POINTS 910 OR 914 MUST BE LOCKED IN POSITION USING THE POINT LEVER TO DISABLE THE AUTOMATIC NORMALISING FACILITY .

BONDI JUNCTION TERMINATING TRAINS (UNDER NORMAL CONDITIONS)		
FROM	TERMINATE AT	THEN GO TO
DOWN ESR	No.2 PLATFORM	RETURN TO THE UP EASTERN SUBURBS LINE VIA 911 POINTS.
		SHUNT FORWARD INTO THE DOWN STORAGE SIDING AND RETURN TO THE UP EASTERN SUBURBS LINE VIA No.2 PLATFORM AND No.911 POINTS .
		SHUNT FORWARD TO THE TERMINAL ROAD RETURN TO THE UP EASTERN SUBURBS LINE VIA No.2 PLATFORM AND No.911 POINTS .
		SHUNT FORWARD TO THE TERMINAL ROAD AND RETURN TO UP EASTERN SUBURBS LINE VIA No.1 PLATFORM
	No.1 PLATFORM	RETURN TO THE UP EASTERN SUBURBS LINE.
		SHUNT FORWARD TO THE TERMINAL ROAD AND RETURN TO UP EASTERN SUBURBS LINE VIA No.1 PLATFORM
		SHUNT FORWARD TO THE TERMINAL ROAD AND RETURN TO THE UP EASTERN SUBURBS LINE VIA No. 2 PLATFORM AND No.911 POINTS
		SHUNT FORWARD TO THE UP STORAGE ROAD AND RETURN TO THE UP EASTERN SUBURBS LINE VIA No.1 PLATFORM

SIGNAL	DESTINATION	INDICATION
SY 775 ES	DOWN STORAGE SIDING (M)	S
	DOWN STORAGE SIDING (S)	S
	TERMINAL ROAD (M)	T
	TERMINAL ROAD (S)	T

SIGNAL	DESTINATION	INDICATION
SY 776 ES	UP ESR (M)	U
	UP ESR (S)	U
	DOWN ESR (M)	D
	DOWN ESR (S)	D

SIGNAL	DESTINATION	INDICATION
SY 770 ES	UP ESR(M)	-
	UP ESR (S)	-

SIGNAL	DESTINATION	INDICATION
SY 768 ES	UP ESR(M)	-
	UP ESR (S)	-

SIGNAL	DESTINATION	INDICATION
SY 785 ES	TERMINAL ROAD (M)	T
	TERMINAL ROAD (S)	T
	UP STORAGE ROAD (M)	S
	UP STORAGE ROAD (S)	S

SIGNAL	DESTINATION	INDICATION
SY 767 ES	DOWN ESR (M)	D
	DOWN ESR (S)	D
	UP ESR (M)	U
	UP ESR (S)	U

SECTION : **EDGECLIFF TO KINGS CROSS**
MAP SET : **BONDI JUNCTION TO ERSKINEVILLE**
UPDATED TO : 30 September 2020

GRADIENT

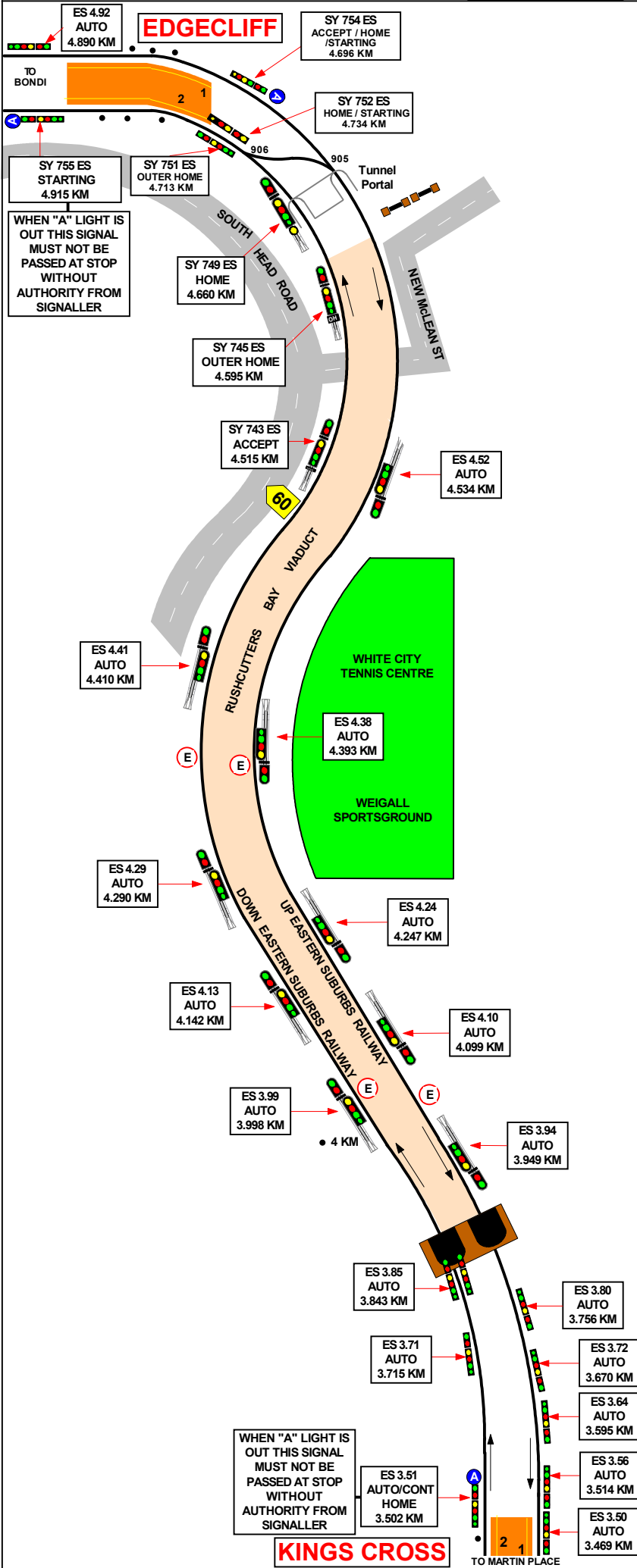
INFORMATION

CONTROLLED FROM : **RAIL OPERATIONS CENTRE**

RADIO AREA CODE : **007 (SYDENHAM)**

SPECIAL POINTS OF INTEREST

THE RAILS OF THE DOWN AND UP EASTERN SUBURBS RAILWAY ON THE WOOLLOOMOOLOO AND RUSHCUTTERS BAY VIADUCTS ARE FITTED WITH SPECIAL MODIFIED EXPANSION JOINTS NO CLIPPING OR LOCKING REQUIRED



LEVEL

E

1 IN 115

1 IN 42

1 IN 165

1 IN 49

1 IN 40

LEVEL

KINGS CROSS

SECTION : **KINGS CROSS TO TOWN HALL**
 MAP SET : **BONDI JUNCTION TO ERSKINEVILLE**
 UPDATED TO : 17 August 2019

INFORMATION

CONTROLLED FROM : RAIL OPERATIONS CENTRE
 RADIO AREA CODE : 007 (SYDENHAM)

SPECIAL POINTS OF INTEREST

THE RAILS OF THE DOWN AND UP EASTERN SUBURBS RAILWAY ON THE WOOLLOOMOOLOO AND RUSHCUTTERS BAY VIADUCTS ARE FITTED WITH SPECIAL MODIFIED EXPANSION JOINTS NO CLIPPING OR LOCKING REQUIRED

MARTIN PLACE

MARTIN PLACE

TERMINATING TRAINS (UNDER NORMAL CONDITIONS)

FROM	TERMINATE AT	THEN GO TO
DOWN E.S.R	No.2 PLATFORM	SHUNT TO THE TERMINAL ROAD AND THEN RETURN TO THE UP EASTERN SUBURBS LINE VIA No. 1 PLATFORM.
UP E.S.R	CANNOT TERMINATE	

LEVEL

1 IN 81 (UP E.S.R)
 1 IN 96 (DOWN E.S.R)

LEVEL

1 IN 30

GRADIENT

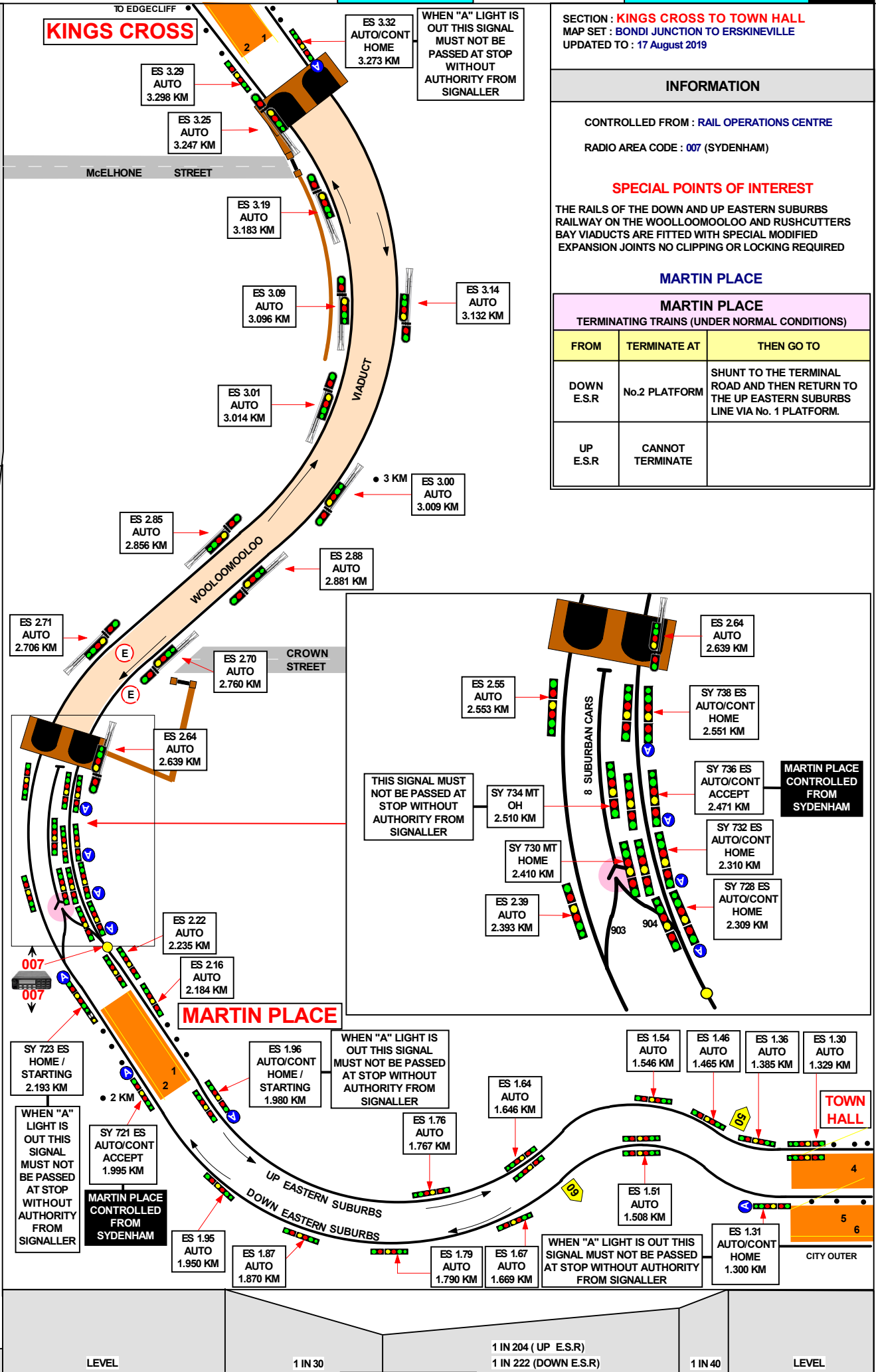
LEVEL

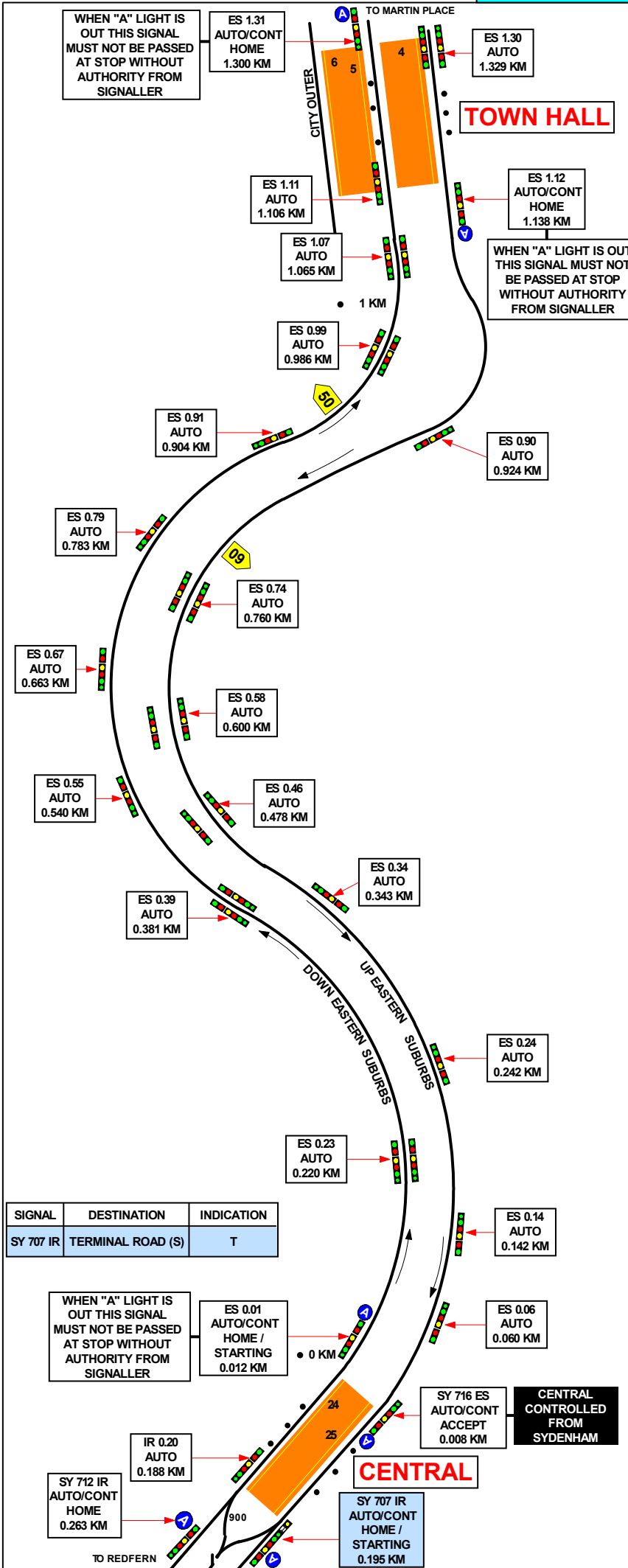
1 IN 30

1 IN 204 (UP E.S.R)
 1 IN 222 (DOWN E.S.R)

1 IN 40

LEVEL





SECTION : TOWN HALL TO CENTRAL
 MAP SET : BONDI JUNCTION TO ERSKINEVILLE
 UPDATED TO : 17 August 2019

INFORMATION

CONTROLLED FROM : RAIL OPERATIONS CENTRE

RADIO AREA CODE : 007 (SYDENHAM)

SPECIAL POINTS OF INTEREST

CENTRAL

WHEN STABLING A TRAIN IN THE TERMINAL ROAD ALL MOTOR CAR HAND / PARKING BRAKES MUST BE APPLIED. SHOULD 4 CARS BE STANDING IN THE TERMINAL ROAD CLEAR OF SIGNAL SY 706 CT, ADDITIONAL 4 CARS MAY PROCEED ON CLEARING OF THE CALLING ON SIGNAL ON SY 707 IR.

CENTRAL

TERMINATING TRAINS (UNDER NORMAL CONDITIONS)

FROM	TERMINATE AT	THEN GO TO
UP ESR	No.25 PLATFORM	SHUNT FORWARD TO THE TERMINAL ROAD AND THEN RETURN TO THE DOWN EASTERN SUBURBS LINE.
UP ILLAWARRA RELIEF	CANNOT TERMINATE	TRAINS MUST NOT BE TERMINATED ON PLATFORM No.24 AND RETURNED TO REDFERN.

SIGNAL	DESTINATION	INDICATION
SY 707 IR	TERMINAL ROAD (S)	T

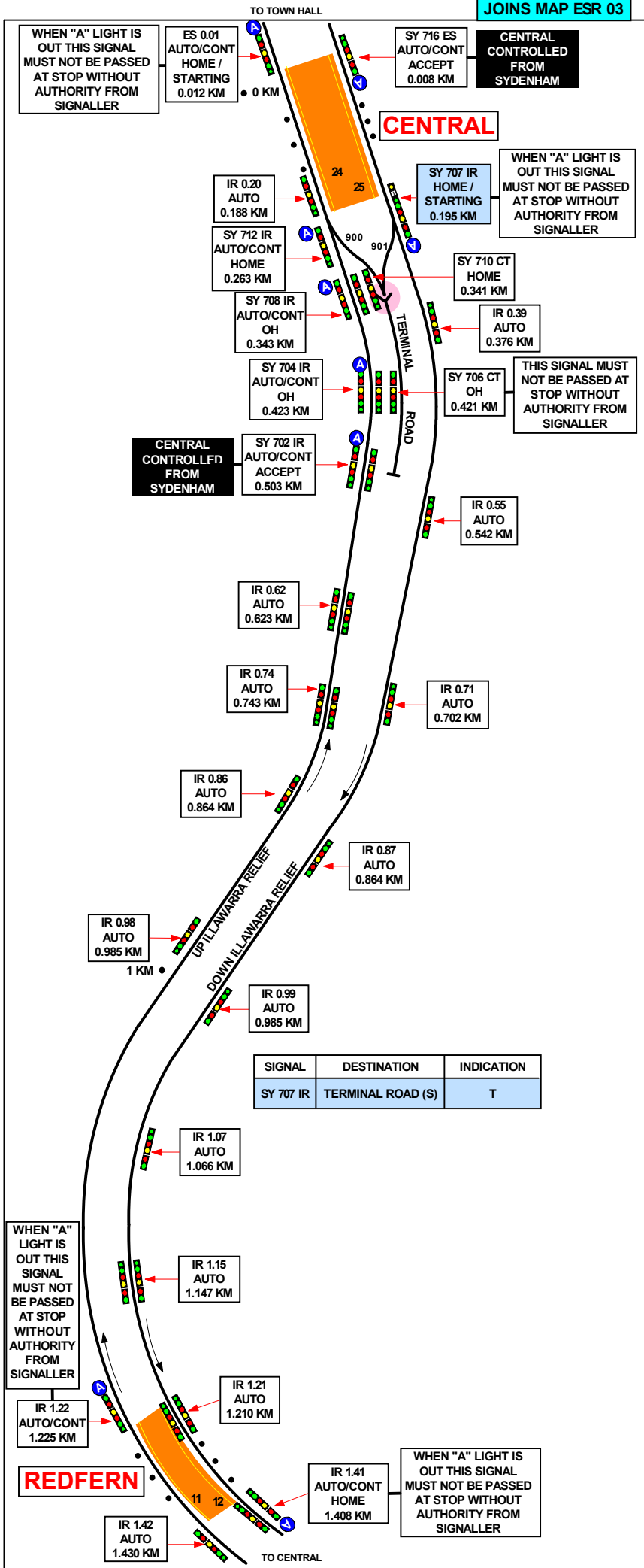
GRADIENT

LEVEL

1 IN 32

1 IN 33

LEVEL



SECTION : **CENTRAL TO REDFERN**
 MAP SET : BONDJUNCTION TO ERSKINEVILLE
 UPDATED TO : 17 August 2019

INFORMATION

CONTROLLED FROM : RAIL OPERATIONS CENTRE

RADIO AREA CODE : 007 (SYDENHAM)

SPECIAL POINTS OF INTEREST

CENTRAL

WHEN STABLING A TRAIN IN THE TERMINAL ROAD ALL MOTOR CAR HAND/PARKING BRAKES MUST BE APPLIED. SHOULD 4 CARS BE STANDING IN THE TERMINAL ROAD CLEAR OF SIGNAL SY 706 CT, ADDITIONAL 4 CARS MAY PROCEED ON CLEARING OF THE CALLING ON SIGNAL ON SY 707 IR.

CENTRAL

TERMINATING TRAINS (UNDER NORMAL CONDITIONS)

FROM	TERMINATE AT	THEN GO TO
UP ESR	No.25 PLATFORM	SHUNT FORWARD TO THE TERMINAL ROAD AND THEN RETURN TO THE DOWN EASTERN SUBURBS LINE.
UP ILLAWARRA RELIEF	CANNOT TERMINATE	TRAINS MUST NOT BE TERMINATED ON PLATFORM No.24 AND RETURNED TO REDFERN.

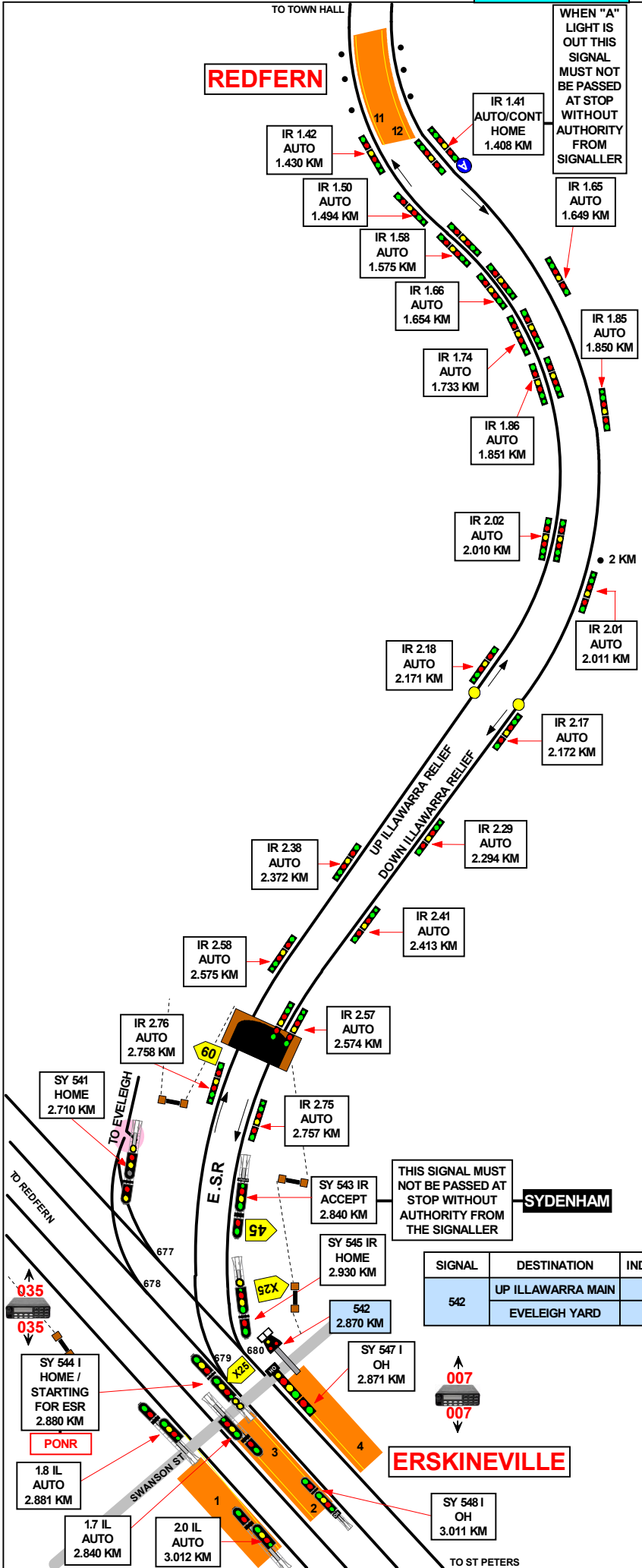
GRADIENT

LEVEL

1 IN 169

1 IN 49

LEVEL



SECTION : **REDFERN TO ERSKINEVILLE**
 MAP SET : **BONDI JUNCTION TO ERSKINEVILLE**
 UPDATED TO : 17 August 2019

GRADIENT

INFORMATION

CONTROLLED FROM : **RAIL OPERATIONS CENTRE**

RADIO AREA CODE : **007 (SYDENHAM)**
 : **035 (EAST DOWN)**

SPECIAL POINTS OF INTEREST

ERSKINEVILLE

SETTING BACK IS NOT PERMITTED AT ERSKINEVILLE
 DOWN ILLAWARRA LOCAL No. 2 PLATFORM.

ERSKINEVILLE

TERMINATING TRAINS (UNDER NORMAL CONDITIONS)

FROM	TERMINATE AT	THEN GO TO
DOWN ILLAWARRA	PLATFORM No.4 ERSKINEVILLE	UP ILLAWARRA
DOWN ESR		EVELEIGH YARD

PONR

POINTS OF NO RETURN

SIGNAL No.	LOCATION	DESTINATIONS
SY 544 I	CITY END ERSKINEVILLE PLATFORM	ESR OR EVELEIGH PRESENTATION CENTRE

LEVEL

1 IN 40

1 IN 200

1 IN 188

1 IN 32

LEVEL

SIGNAL	DESTINATION	INDICATION
542	UP ILLAWARRA MAIN	I
	EVELEIGH YARD	Y