

ASB Worksite Protection for Bombo Routine Network Maintenance Activities


WORK DESCRIPTION	Routine Network Maintenance Activities
WPP NUMBER	SC61C 10118
SCOPE	<p>This SWI is applicable for the worksite protection arrangements using ASB for routine network maintenance activities performed by South Coast Maintenance Teams</p> <p>Work activities may include:</p> <ul style="list-style-type: none"> • Points Maintenance, • Train Stop Maintenance • Track Circuit Testing • Turnout Inspections • KK Testing • Track Patrol • OHW Inspections • Structures Examinations
AUTHORISATIONS:	<p>Protection Officer: Protection Officer Level 1 or higher</p> <p>Lookout: Hand signaller Level 1 or higher, Protection Officer Level 1 or higher</p>
SAFETY CONTROLS:	<p>ASB established to exclude rail traffic on the Main Line, Loop Line, and the South Coast Branch Line at Albion Park</p> <p>Absolute Signal Blocking (ASB) arrangements:</p> <p>For reference only.</p> <p>The assessed ASB protection is:</p> <ul style="list-style-type: none"> • 44.3 Signal at STOP with blocking facilities applied on the City side of the worksite. • 44.1 Signal at STOP with blocking facilities applied on the City side of the worksite. • 44.7 Signal at STOP with blocking facilities applied on the City side of the worksite. • Lookout placed at 117.120 Km. • 44.6 Signal at STOP with blocking facilities applied on the Country side of the worksite. • 45.28 Signal at STOP with blocking facilities applied on the Country side of the worksite. • 45.26 Signal at STOP with blocking facilities applied on the Country side of the worksite.
PRESTART REQUIREMENTS:	<p>Protection Officer assessment checklist must be completed before instructions in this SWI are followed. Tools and equipment required:</p> <p>Protection Officer requires a phone to contact the Signaler</p> <p>Lookouts require a high-visibility arm sleeve and a whistle / horn</p>
FURTHER INFORMATION:	<p><i>NWT 300 Planning work in the Rail Corridor</i></p> <p><i>NWT 308 Absolute Signal Blocking</i></p> <p><i>NWT 310 Lookout Working</i></p> <p><i>NPR 703 Using Absolute Signal Blocking</i></p> <p><i>NPR 711 Using Lookouts</i></p> <p><i>NPR 751 Calculating Minimum Warning Time</i></p> <p><i>NGE 200 Walking in the Danger Zone</i></p> <p><i>Lookout Working Prohibited Locations Register</i></p> <p><i>NLA 418 Wollongong - Bomaderry</i></p>

UNCONTROLLED COPY WHEN PRINTED

Protection Officer assessment checklist

Protection Officer's name:	Yes (Tick if Yes)
This document has not expired 12 months beyond the issue date.	
On-site safety assessment has been completed and additional hazards and controls recorded on the pre-work briefing (Page 3).	
SWI details and protection arrangements have been reviewed and validated for the assessed worksite location.	

Corridor Safety Number	Protection Officer Signature	Date

 **Warning:** If an above item does not apply, the Protection Officer must not use this Safe Work Instruction. A new worksite protection plan must be completed in accordance with NRF 014 Worksite Protection Pre-work briefing and NRF 015 Worksite Protection Plan.

UNCONTROLLED COPY WHEN PRINTED

Worksite Protection Pre-work Briefing

Briefing date:

Protection Officer Details

name	signature	contact no.
------	-----------	-------------

Work location:

Scope of work:

Worksite protection: Refer to Worksite Protection Plan for details

Hazards (e.g. Site-specific hazards identified, including physical environment, human errors, plant and equipment)	Controls (to be implemented to eliminate or reduce the risk to the lowest practicable level)	Person responsible for Control
Approaching rail traffic	ASB implemented. Workers to remain within worksite limits Workers are to stop and move to a safe place immediately on being warned by the Protection Officer	Protection Officer
Adjacent live lines	Designated work and walk areas as instructed by the Protection Officer. Workers must remain within the ASB nominated worksite location limits whilst work is being performed.	Protection Officer
Access to / Egress from worksite	Protection Officer will assess and instruct when it is safe for workers to use NGE 200 Walking in the Danger Zone to move to and from the worksite or safe place.	All
Mobile phone distraction	Mobile phone usage is not allowed in the Danger Zone. Mobile phones may be used only in a safe place after informing the Protection Officer.	All
What method of protection are we working under?	What are the limits of the worksite protection?	Where is the safe place?
How will you be warned to move to the safe place?	What are the hazards in this environment?	

A final site inspection has been conducted immediately before commencing work, and any new hazards and controls have been included.

UNCONTROLLED COPY WHEN PRINTED



Worksite Protection Plan – Absolute Signal Blocking

1. ASB Request – Protection Officer Details

name	signature	contact no.
RSW or RIW no.	designation	Planned Duration
Type of work: Routine Network Maintenance Activities		

2. Worksite Location

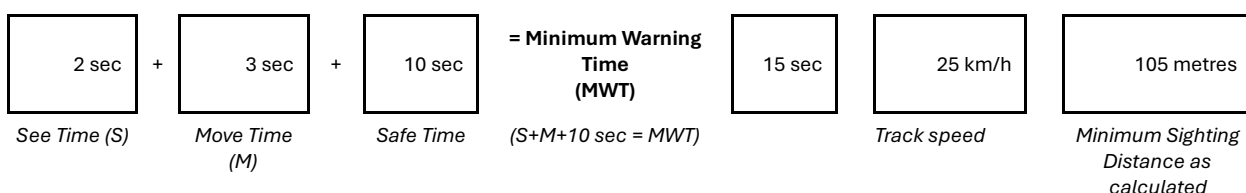
On the	South Coast Branch Line, Main Line, Loop Line, Quarry Siding & Down Siding	from	44.3 & 44.7 Signals	to	44.6 Signal
--------	--	------	---------------------	----	-------------

3. Protection to be used

Signal(s) at STOP with blocking facilities applied	Points secured	Lookout
--	----------------	---------

Maximum track speed 25 km/h

Number of Lookouts used 1 Position of Lookouts 117.120 km to 117.120 km



Note – Additional MWT calculations can be recorded in the Protection Officer’s Diary.

Protection is required from other Signallers at Location / panel Location / panel

4. Assurances

All points of entry into the affected portion of track are protected and blocking facilities applied

The last rail traffic to pass the protection was rail traffic ID The last known location of rail traffic is location

Confirm that there is no rail traffic between the protection and the worksite

5. Authorisation

Authorised by Signaller

name	South Coast Panel	hr	/ /
------	-------------------	----	-----

Protection Number Notes

UNCONTROLLED COPY WHEN PRINTED



6. Temporarily Suspending ASB					
Provide the name and worksite location <input type="checkbox"/>	Provide the name and worksite location <input type="checkbox"/>	Provide the name and worksite location <input type="checkbox"/>			
Workers and equipment are clear of the Danger Zone <input type="checkbox"/>	Workers and equipment are clear of the Danger Zone <input type="checkbox"/>	Workers and equipment are clear of the Danger Zone <input type="checkbox"/>			
Provide protection number <input type="checkbox"/>	Provide protection number <input type="checkbox"/>	Provide protection number <input type="checkbox"/>			
ASB suspended at	hr	ASB suspended at	hr	ASB suspended at	hr
7. Re-establish ASB assurances					
The worksite location is identical <input type="checkbox"/>	The worksite location is identical <input type="checkbox"/>	The worksite location is identical <input checked="" type="checkbox"/>			
All points of entry into the affected portion of track are protected and blocking facilities applied <input type="checkbox"/>	All points of entry into the affected portion of track are protected and blocking facilities applied <input type="checkbox"/>	All points of entry into the affected portion of track are protected and blocking facilities applied <input type="checkbox"/>			
The last rail traffic to pass the protection was	rail traffic ID	The last rail traffic to pass the protection was	rail traffic ID	The last rail traffic to pass the protection was	rail traffic ID
The last known location of rail traffic is	location	The last known location of rail traffic is	location	The last known location of rail traffic is	location
There is no approaching rail traffic between the protection and the worksite <input type="checkbox"/>	There is no approaching rail traffic between the protection and the worksite <input type="checkbox"/>	There is no approaching rail traffic between the protection and the worksite <input type="checkbox"/>			
ASB re-established at	hr	ASB re-established at	hr	ASB re-established at	hr
Protection No		Protection No		Protection No	

8. Ending

Provide name and worksite location <input type="checkbox"/>	Workers and equipment clear of the Danger Zone <input type="checkbox"/>	Provide protection number <input type="checkbox"/>	Ended at	hr
---	---	--	----------	----

6. Temporarily Suspending ASB					
Provide the name and worksite location <input type="checkbox"/>	Provide the name and worksite location <input type="checkbox"/>	Provide the name and worksite location <input type="checkbox"/>			
Workers and equipment are clear of the Danger Zone <input type="checkbox"/>	Workers and equipment are clear of the Danger Zone <input type="checkbox"/>	Workers and equipment are clear of the Danger Zone <input type="checkbox"/>			
Provide protection number <input type="checkbox"/>	Provide protection number <input type="checkbox"/>	Provide protection number <input type="checkbox"/>			
ASB suspended at	hr	ASB suspended at	hr	ASB suspended at	hr
7. Re-establish ASB assurances					
The worksite location is identical <input type="checkbox"/>	The worksite location is identical <input type="checkbox"/>	The worksite location is identical <input checked="" type="checkbox"/>			
All points of entry into the affected portion of track are protected and blocking facilities applied <input type="checkbox"/>	All points of entry into the affected portion of track are protected and blocking facilities applied <input type="checkbox"/>	All points of entry into the affected portion of track are protected and blocking facilities applied <input type="checkbox"/>			
The last rail traffic to pass the protection was	rail traffic ID	The last rail traffic to pass the protection was	rail traffic ID	The last rail traffic to pass the protection was	rail traffic ID
The last known location of rail traffic is	location	The last known location of rail traffic is	location	The last known location of rail traffic is	location
There is no approaching rail traffic between the protection and the worksite <input type="checkbox"/>	There is no approaching rail traffic between the protection and the worksite <input type="checkbox"/>	There is no approaching rail traffic between the protection and the worksite <input type="checkbox"/>			
ASB re-established at	hr	ASB re-established at	hr	ASB re-established at	hr
Protection No		Protection No		Protection No	

Notes

UNCONTROLLED COPY WHEN PRINTED



INSTRUCTIONS:	<ol style="list-style-type: none"> 1. Workers enter the rail corridor via 100 117.062 U Access Gate 2. Protection Officer briefs workers about the worksite protection arrangements. 3. Protection Officer contacts the Signaller at South Coast Panel <i>(02) 4223 5766</i> to request ASB. 4. After ASB has been authorised. establish Lookout at 117.120 KM. 5. Start work within the limits of the nominated worksite location. 6. After work is complete, workers move to a safe place. 7. Protection Officer contacts the Signaller at South Coast Panel to end ASB. 8. All workers egress the rail corridor via 100 117.683 U Access Gate
----------------------	--

ADDITIONAL DETAILS	<p><u>Suspending ASB</u> If the ASB is required to be suspended, the Protection Officer must make sure all workers and equipment are clear of the Danger Zone and are in a safe place before suspending the ASB.</p> <p><u>Required Lookout</u> The Lookout positioned at 117.120 Km is required along with 44.7 Signal set at stop to protect the ASB from unauthorised access from Bombo Quarry Siding.</p>
---------------------------	---

ACCESS GATES:	 <p>Image 1: Access gate 100 117.062 U off Riverside Drive.</p>
----------------------	---



Image 2: Access gate 100 117.683 U off Princes Highway (through commuter carpark).

UNCONTROLLED COPY WHEN PRINTED

LOOKOUT:



Image 3: Lookout view down Quarry Siding at 117.120 Km

UNCONTROLLED COPY WHEN PRINTED

Diagram Version 4.93

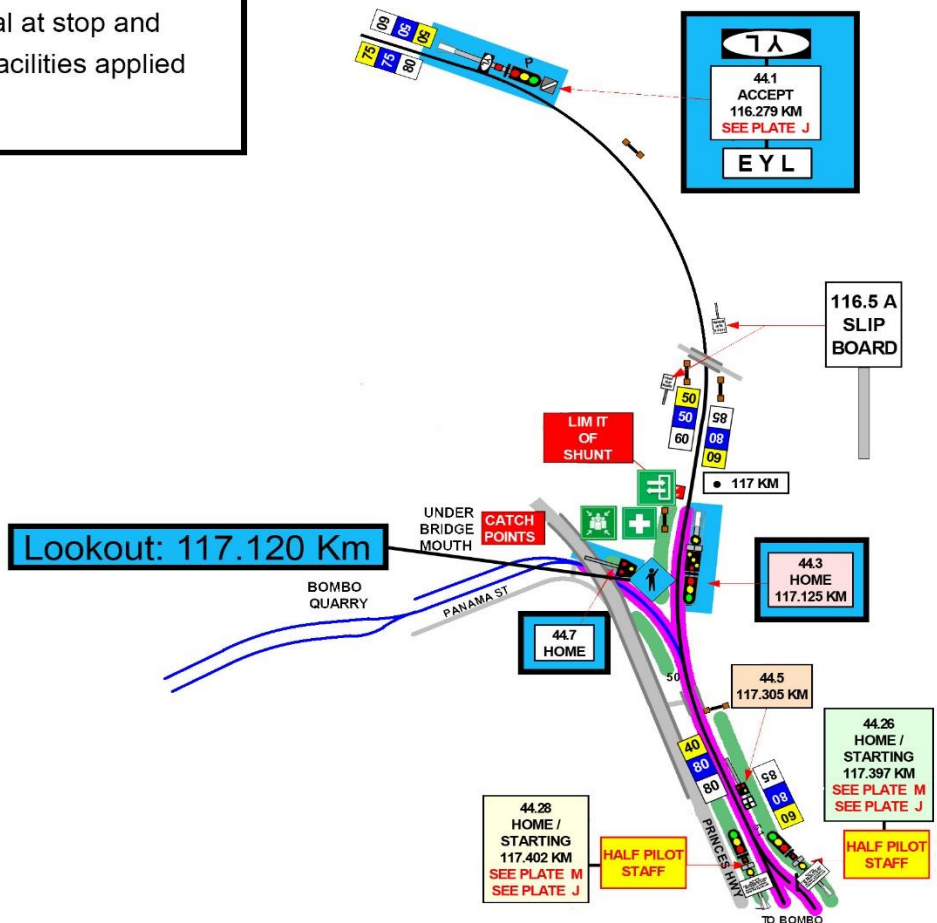
↔ Tracks are Bidirectional / Two-way running
 Workers and Lookouts must be vigilant for rail traffic from both directions

SECTION : MINNAMURRA TO BOMBO
 MAP SET : CENTRAL TO NOWRA
 UPDATED TO : 9 September 2024

Assessed ASB protection
 City: 44.3, 44.1 & 44.7 Signals and lookout placed at 117.120 Km
 Country: 44.6, 45.28 & 45.26 Signals

LEGEND

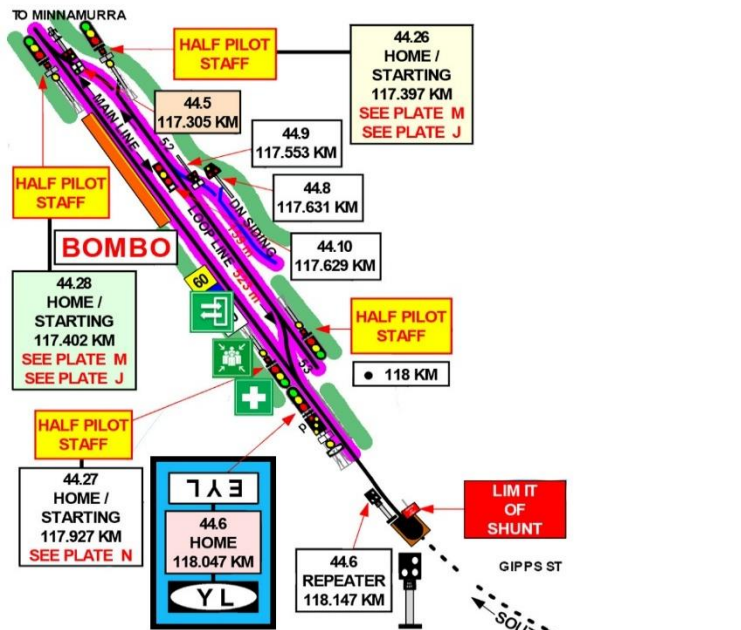
- ASB worksite
- Lookout Working worksite
- Safe place
- Access / Egress
- Emergency Assembly Point
- First aid kit location
- ASB signal at stop and blocking facilities applied
- Lookout



UNCONTROLLED COPY WHEN PRINTED

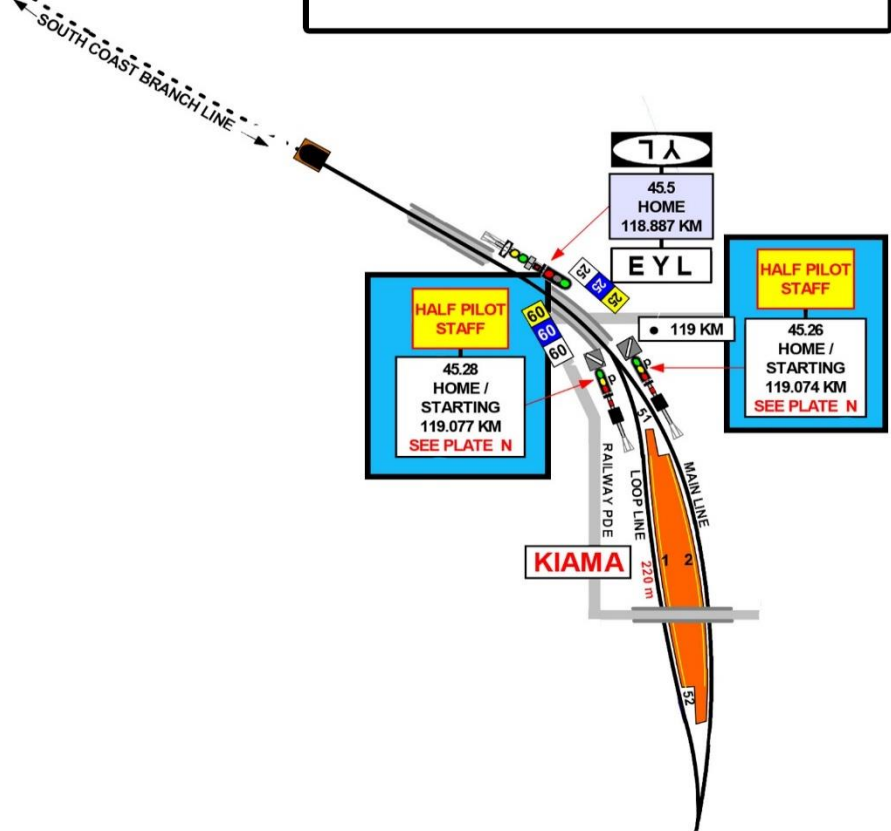
Assessed ASB protection
 City: 44.3, 44.1 & 44.7 Signals and
 lookout placed at 117.120 Km
 Country: 44.6, 45.28 & 45.26 Signals

SECTION : **BOMBO TO KIAMA**
 MAP SET : **CENTRAL TO NOWRA**
 UPDATED TO : **20 February 2025**



LEGEND

- Worksite
- Safe place
- ⇄ Access / Egress
- ⊕ Emergency Assembly Point
- + First aid kit location
- ⊠ ASB signal at stop and blocking facilities applied



UNCONTROLLED COPY WHEN PRINTED



