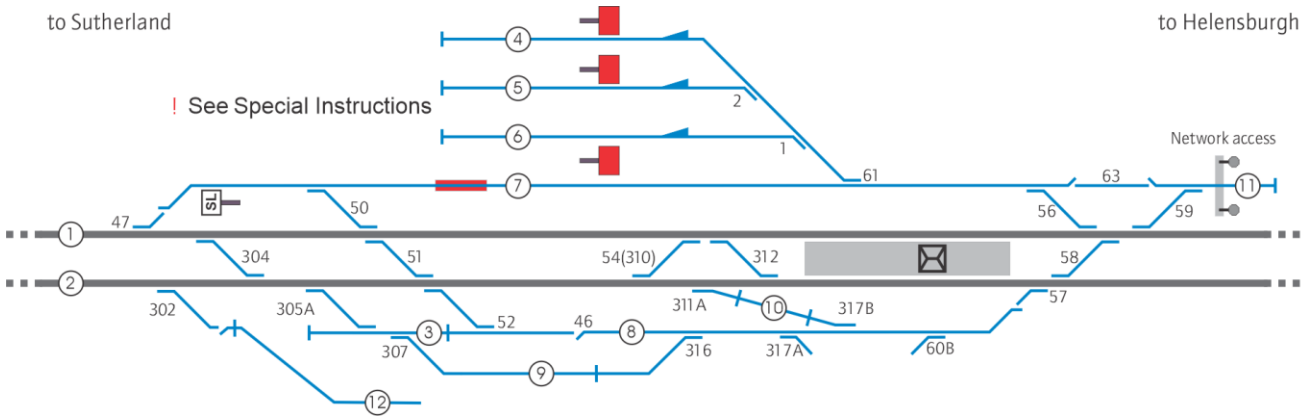


Waterfall

Location

Waterfall is at 38.627km

Diagrams



Key		
1 Down Illawarra line	6 No 1 Down siding 336m	9 No.2 Up Siding 1017m(Future)
2 Up Illawarra line	7 Down Refuge Loop line 1831m	10 Future Up Refuge Loop line, not commissioned
3 No 1 Up siding 331m(Siding not yet commissioned-Booked out of use)	8 Up Refuge Loop line; between signals W23 and W4 724m;	11 Shunting Neck 203m
4 No 3 Down siding 336m	between signals 41 and W4 871m	12 Up Goods Loop line (Future)
5 No 2 Down siding 336m		

Network Control

Signaller at Waterfall

Yard Limits







Down Illawarra line	YL	34.926km Down signal W79
	EYL / YL	40.250km Up signal W28D
Up Illawarra line	EYL	36.333km Up signal 22.6
	YL / EYL	40.250km Up signal W26U

Waterfall



Location details

Interlocked points without groundframes are operated from Waterfall.

-  37.274km Up SHUNT LIMIT sign on Down Refuge Loop line
-  38.260km Hi-Rail pad, Down Refuge Loop line
-  38.466km 3 x Down STOP signs on Down sidings
-  See Special instructions
-  38.627km Waterfall. Platform 1 and 2
-  38.737km Signal box

Level crossings

-  39.076km Network access, Shunting Neck

Waterfall

Special instructions

**Warning****NARROW TRACK CLEARANCES**

Narrow track clearances between the No2 Down Siding and the No1 Down Siding means there is a greater risk of being struck by a moving train in these sidings.

**Warning**

60A catch points are spiked, clipped, XL locked and detected normal
60B points are booked out of use, spiked, clipped, XL locked and detected normal.

302 crossover is spiked, clipped, XL locked and detected normal.

304 crossover is spiked, clipped, XL locked and detected normal.

305 turnout is spiked, clipped, XL locked and detected normal.

311 turnout is spiked, clipped, XL locked and detected normal.

312 crossover is spiked, clipped, XL locked and detected reverse.

316 turnout is spiked, clipped, XL locked and detected reverse.

317A catch points are spiked, clipped, XL locked and detected reverse.

317B turnout is spiked, clipped, XL locked and detected reverse.

Shunting of passenger trains

The STOP signs on the Down sidings enable stabling of two 8-car passenger trains on each siding.

A Qualified Worker, acting under the direction of the Signaller at Waterfall, must direct shunting movements.

Half pilot staffs

The half pilot staffs for the Waterfall–Helensburgh section are inscribed “Waterfall Down main W25” and “Waterfall Up main W27”.

Waterfall

Related documents

NLA 410 *Sutherland-Wollongong*

Effective date

23 January 2023