

Engineering System Integrity
Electrical Network Safety Rules

Engineering Procedure
Electrical Distribution Unit

Working Near or On/Within

PR D 78702

**Stringing of 1500 Volt OHW
Conductors in the Vicinity of
Existing Electrical Equipment**

Version 1.2

Date in Force: 1 February 2022

Approved by: Associate Director
Electrical Distribution Unit
Engineering System Integrity

Authorised by: Engineering Technical
Publications Manager
System Integrity

Disclaimer

This document was prepared for use by persons in connection with works near or on/within the rail network electricity system operated by Sydney Trains. Sydney Trains makes no warranties, express or implied, that compliance with the contents of this document shall be sufficient to ensure safe systems or work or operation. It is the document user's sole responsibility to ensure that the copy of the document it is viewing is the current version of the document as in use by Sydney Trains. To the extent permitted by law, Sydney Trains excludes any and all liability for any loss or damage, however caused (including through negligence), which may be directly or indirectly suffered in connection with the use of this document.

Copyright

The information in this document is protected by copyright and no part of this document may be reproduced, altered, stored or transmitted by any person without the prior consent of Sydney Trains.

Document control

Version	Date	Author/ Prin. Eng.	Summary of change
1.0	20 January 2016	Chris Leung	First issue as a Sydney Trains document, rebranded from previous RailCorp SMS-06-GD-1588 V1.0
1.1	26 February 2019	Chris Leung	Update references, roles and position names to reflect the current organisation
1.2	1 February 2022	ENSR Project Team	Reviewed as part of the ENSR Project.

Summary of changes from previous version

Summary of change	Section
Minor grammatical updates	All
Updated reference documents	All

Table of Contents

1	Purpose	4
1.1	Regarding existing TAHE electrical equipment	4
1.2	Regarding existing electrical equipment owned by another Network Operator.....	4
2	Definitions	4
3	Scope	5
4	Statutory requirements	5
5	Planning for 1500 Volt OHW conductor stringing in the vicinity of existing electrical equipment	6
5.1	Identification of the foreseeable hazards	6
5.1.1	Direct Contact or near (arcing) contact.....	6
5.2	Assessment of the risks	7
5.3	Requesting information from the Sydney Trains Electrical Engineer for the Region concerned	8
5.4	Requirements to eliminate or control the risks.....	9
5.4.1	General	9
5.4.2	Requirements for stringing 1500 Volt OHW conductors in the vicinity of existing electrified tracks.....	10
5.4.3	Existence of Barriers between tracks	11
5.4.4	Requirements for stringing 1500 Volt OHW conductors in the vicinity of existing HV/LV exposed electrical equipment.....	12
5.4.5	Requirements for stringing 1500 Volt OHW conductors in the vicinity of existing exposed 1500 Volt switches, feeder cables and associated surge arrestors.....	13
5.4.6	Requirements for Rail-Connecting or Earthing of 1500 Volt OHW conductors being strung.....	13
6	Reference documents	13

1 Purpose

To provide information about the hazards, controls and the safety requirements to be complied with specifically associated with the stringing of 1500 Volt OHW conductors in the vicinity of existing electrical equipment.

1.1 Regarding existing TAHE electrical equipment

Generally, all work in the vicinity of existing Transport Asset Holding Entity of New South Wales (TAHE) electrical equipment shall be planned and carried out to ensure that the Safe Approach Distances (SADs) described in *SP D 79049 Safe Approach Distances (SADs)* Table 1 Minimum SADs to exposed electrical equipment for persons and tools they hold and Table 2 Minimum SADs for non-electrical work around insulated Low Voltage cables up to 1000 Volt (including Low Voltage aerial bundled cables) and Low Voltage aerial lines are complied with. However, this procedure requires greater minimum SADs for activities associated with 1500 Volt OHW conductor stringing in the vicinity of existing TAHE electrical equipment as the risks associated with 1500 Volt OHW conductor stringing are such that the SADs of SP D 79049 Table 1 and Table 2 are inappropriate.

1.2 Regarding existing electrical equipment owned by another Network Operator

The same requirements as described above for existing TAHE electrical equipment apply. In addition, the Network Operator concerned shall also be requested to advise controls necessary for the work and these shall be complied with provided such controls are not lesser requirements than that which are required if the existing service was owned by TAHE. For example, the Network Operator may require greater SADs for the 1500 Volt conductor stringing work than those required by Sydney Trains.

2 Definitions

Refer to the **Electrical Safety Definitions** page available on the **RailSafe** site.

3 Scope

This document is applicable to all persons stringing 1500 Volt OHW conductors in the vicinity of existing electrical equipment and deals only with the risks associated with performing the stringing work in the vicinity of this existing electrical equipment. The 1500 Volt OHW conductor stringing work includes both TAHE and non-TAHE owned 1500 Volt OHW conductors being strung in the vicinity of the existing electrical equipment and the provisions of this procedure apply whether or not the work is being performed on or over TAHE land.

NOTE

This procedure does not apply to the stringing of 1500 Volt OHW conductors in the vicinity of existing electrical equipment where the existing electrical equipment operates at a voltage exceeding 132kV. Guidance on this matter shall be sought from Associate Director Electrical Distribution Unit.

This procedure does not apply to:

- the use of mobile plant involved in the stringing of 1500 Volt OHW conductors in the vicinity of existing electrical equipment.
- the erection of poles or structures associated with the 1500 Volt OHW stringing.
- the erection of 1500 Volt OHW hardware either temporarily installed for stringing purposes or permanently installed in readiness to support the conductors in their design position after stringing.

This procedure does not cover the requirements to be met when working around running rail lines. The Sydney Trains Network Rules and Procedures shall be complied with in this regard.

This procedure is based on:

- The design feature employed in current electric rolling stock approved for use on TAHE's 1500 Volt OHW system which ensures that the energisation of any pantograph on a particular train at 1500 Volt can only be achieved through contact with the 1500 Volt OHW and not from one pantograph to another via the train's internal electrical system.
- The risk of failure of this design feature on a particular train, immediately prior to or simultaneously with the pantographs of that train bridging the separation between live 1500 Volt OHW and OHW being strung, can be considered to meet SFAIRP requirements.

4 Statutory requirements

Work near or on/within of electrical equipment shall be carried out in accordance with:

- The NSW Electricity Supply Act 1995 and Electricity Supply (Safety and Network Management) Regulation 2014, and
- The NSW Rail Safety National Law 2012, and
- The NSW Work Health and Safety Act 2011 and the associated NSW Work Health and Safety Regulation 2017.

5 Planning for 1500 Volt OHW conductor stringing in the vicinity of existing electrical equipment

Prior to commencement of 1500 Volt OHW conductor stringing in the vicinity of existing electrical equipment being performed, planning for this work shall be carried out by the person requiring this work to be performed.

This planning shall be done in consultation with the persons who will actually be doing the work and shall include:

- An identification of the foreseeable hazards involved in stringing the new 1500 Volt OHW conductors around the existing electrical equipment, and
- An assessment of the risks, and
- Understanding and planning to implement the relevant requirements necessary to eliminate or control the risks.

5.1 Identification of the foreseeable hazards

Exposed electrical equipment are a potential hazard posing a substantial risk of death or serious injury to persons stringing 1500 Volt OHW conductors and shall be treated as live by a person unless that person has signed onto an Electrical Permit for the work being performed.

5.1.1 Direct Contact or near (arcing) contact

Direct Contact or near (arcing) contact between:

EITHER

- the 1500 Volt OHW conductor being strung, or
- mobile plant and machinery being used to string the 1500 Volt OHW conductor, or
- persons stringing the 1500 Volt conductors.

AND existing live electrical equipment can result in:

- Electrical shock and electrocution, caused by energised equipment as well as induced voltages by electromagnetic and electrostatic induction from surrounding electrical services.
- A rain of molten metal
- Fire
- Explosion
- Swift, unpredictable aerial line conductor whiplash
- Loss of electrical power supply to the rail network, which may have major implications for rail safety

It is important to remember that these risks can arise not only through direct contact with the existing electrical equipment but also by arcing from close approach to the existing electrical equipment.

5.2 Assessment of the risks

Risk factors which shall be considered include, but are not limited to the following:

- a. The voltage of an existing nearby aerial line and/or the associated electrical equipment.

NOTE

If the voltage of the aerial line and associated equipment is not known and cannot be definitely determined, then the Electrical Engineer in the Sydney Trains District concerned is to be contacted to obtain accurate information.

- b. The horizontal distance between the 1500 Volt OHW conductors being strung and an existing aerial line and associated electrical equipment and the existing electrical equipment whether caused by terrain or by difference in design height.
- c. The tasks to be undertaken in order to string the 1500 Volt OHW conductors. This also includes a consideration of the tools and equipment and methods to be used.
- d. The qualifications, competency, skill, experience and currency of the people doing the work.
- e. The number of people involved in the work.
- f. The length of the 1500 Volt OHW conductor stringing work and whether or not:
 - parts of conductors being strung will be out of view for periods of time, or
 - persons involved will be so distributed that radio/mobile phones will be needed to maintain necessary communication.
- g. Prevailing or unexpected wind strength and direction which may impact on the distance between the 1500 Volt OHW conductors being strung and the existing aerial line and associated electrical equipment.
- h. Rail and vehicular traffic, pedestrians or livestock that could interfere with or be impacted by the 1500 Volt OHW conductor stringing work.
- i. Foreseeable conditions that may exist at the worksite, including but not limited to:
 - weather conditions – the effects of wind gusts on the conductors being strung
 - lighting conditions – low light levels, glare or mist/fog which may impede clear viewing of the 1500 Volt OHW conductor stringing operation,
- j. The curvature of the route of the 1500 Volt OHW being strung. Small radius curves will result in higher radial loads and a tendency for the 1500 Volt OHW conductors to move towards the centre of the curve unless adequately restrained
- k. The duration of the work in the vicinity of existing electrical equipment involving the stringing of the 1500 Volt OHW conductors. People involved with tasks that are to be carried out over protracted periods of time may initially be alert to risks and vigilant to ensure appropriate controls are applied. However, these same people can become complacent as time passes and work is successfully progressing.
- l. The distance between structures supporting the 1500 Volt OHW conductors being strung. The longer this distance, the greater the risk of uncontrolled movement of the conductor whilst being erected and in the event that this conductor breaks or is “let go” by the equipment being used to erect it.

- m. The tension under which the 1500 Volt OHW conductor is being strung. Higher tensions will normally result in larger horizontal deflections of conductor in the event of breakage whilst stringing. Lower tensions could result in larger conductor sags and possible consequent clearance problems to ground and ground mounted objects. Note the characteristic of both 193mm² and 137mm² contact wire which, due to the tendency of this conductor to resume the tightly coiled position it originally occupied when new on the cable drum, results in unpredictable conductor movement during loss of control events, even when such conductor is being strung at low tension.
- n. The correct functioning of the equipment and tools to be used in the stringing of the 1500 Volt OHW conductors and the correct handling of cable drums to ensure that a turn of conductor being unwound from a drum does not lock under an adjacent turn.
- o. The rate/speed at which the conductor stringing is performed
- p. The presence of existing aerial lines above the 1500 Volt OHW conductors being strung.
- q. The presence of existing electrical equipment supported on the same structures as supporting the 1500 Volt OHW conductors being strung.
- r. The existence or otherwise of physical barriers (e.g. tunnels, Station Buildings) between the 1500 Volt OHW conductors being strung and an existing aerial line and associated electrical equipment. Such a physical barrier may be able to be considered as suitable to prevent encroachment onto an existing OHW section by OHW conductors being strung.
- s. The existence of 1500 Volt OHW sectioning switches for the inner tracks at locations employing 4 or 6 track portal structures. These sectioning switches are generally located on the masts of those portal structures
- t. The stringing of 1500 Volt OHW in the vicinity of existing electrical equipment owned by another Network Operator. In such a case, other risk factors nominated by that Network Operator shall be considered.

5.3 Requesting information from the Sydney Trains Electrical Engineer for the Region concerned

Where the planning risk assessment identifies that the Sydney Trains Electrical Engineer shall be requested to provide information such as, but not limited to the voltage, height, or horizontal safety clearances to existing TAHE electrical equipment, this request shall be made in writing.

Where such a request for information is made, no work shall commence until a written response has been received from the Sydney Trains Electrical Engineer of the Region concerned.

Upon receiving a written request for information, the Sydney Trains Electrical Engineer shall ensure that an Authorised Person inspects the proposed work location with the person requesting the information, and understands the work that is being planned.

The Sydney Trains Electrical Engineer shall then respond to the request in writing, providing all of the requested information and other advice considered relevant to the proposed work. This written advice shall remind the requestor that the requirements of this procedure shall be complied with.

5.4 Requirements to eliminate or control the risks

5.4.1 General

All OHW construction staff shall be suitably authorised in accordance with *PR D 78701 Personnel Certifications – Electrical*.

Prior to commencing any work on the stringing of 1500 Volt OHW conductors, the persons involved shall comply with their employer's Safe Work Method Statements (SWMS) concerning 1500 Volt OHW conductor stringing.

NOTE

Should a conflict exist between any requirement of that documentation and this procedure, then the matter shall be resolved prior to work commencing.

No 1500 Volt OHW conductor stringing work is permitted to be performed on structures that have not been appropriately labelled as per the numbering shown on the design layout. Structures nominated as the limits of an electrically safe work area on an Electrical Permit to Work shall have the correct final mast label plates installed prior to the issue of that Electrical Permit to Work.

No 1500 Volt OHW conductor stringing work is permitted to be performed above exposed existing electrical equipment unless all persons performing this work have signed onto an Electrical Permit for this existing electrical equipment.

Irrespective of whether or not existing electrical equipment is in the vicinity, when pulling a 1500 Volt OHW conductor through a series of stringing sheaves (Gin wheels) using a synthetic pilot draw cable and swivel connection, the progress of the swivel at each gin wheel is to be monitored by safety observers and radio contact between the safety observers and the controllers of the pulling unit and the brake unit is to be maintained (refer to Diagram 1). In addition, the cable drum shall be mounted on the drum/brake unit in the configuration that ensures that the drum will be rolled in the direction that tends to tighten the turns of the conductor on the drum. This reduces the risk of underlaying of turns due to unwinding of conductor on the cable drum.

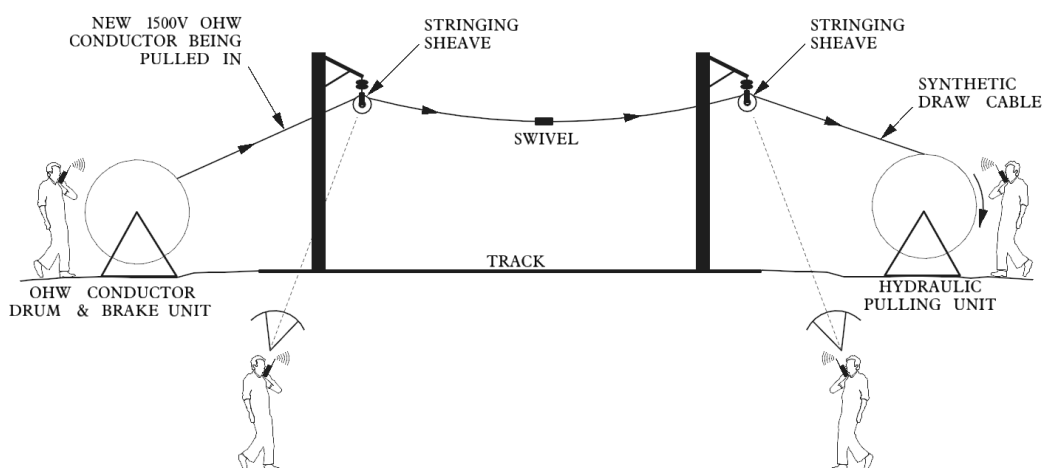


Diagram 1: Pulling 1500 Volt OHW conductor through a series of stringing sheaves

Consideration shall also be given as to whether temporary back anchors are to be installed on the structures which may bear temporary out of balance loads or overloads as a result of the 1500 Volt OHW conductor stringing work.

NOTE

Designers should provide construction support documentation for the loading of structures and temporary staying requirements, particularly for pre-tensioning of conductors.

All equipment being used to perform the stringing shall comply with the latest Australian Standard relevant to that equipment, appropriately load rated to string the conductor concerned at the stringing tension to be used and maintained in serviceable condition.

5.4.2 Requirements for stringing 1500 Volt OHW conductors in the vicinity of existing electrified tracks

Where the OHW stringing is to be performed within 10m horizontal distance of live exposed 1500 Volt OHW, then all persons performing the stringing work shall be signed onto an Electrical Permit to Work for the live exposed OHW concerned. (See Diagram 2.)

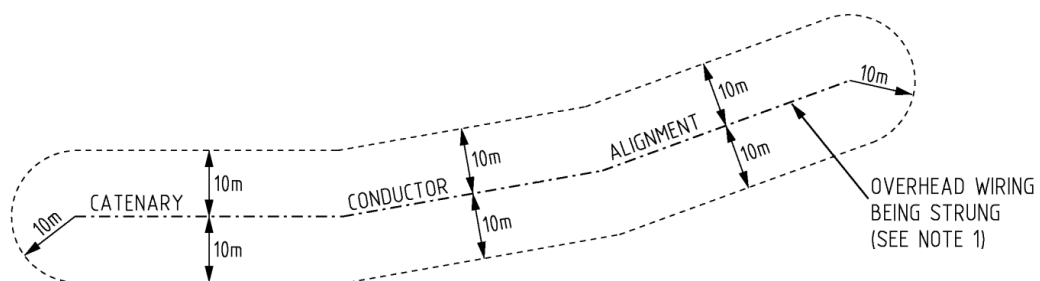


Diagram 2: Overhead Wiring being strung

NOTE

The 10m horizontal distances are with respect to the alignment of the Catenary conductor.

The site specific controls shall be covered by the SWMS applicable to the work and evidence that all the staff undertaking the work have been trained and assessed in these SWMS shall be provided.

Such site specific controls may include:

- The use of a process that has been verified as capable of preventing the conductor being strung deviating sideways in the event of a situation developing which results in a sudden and uncontrolled loss of tension in that conductor.
- The stringing of all conductors in slack tension.
- The uncoiling of a coil of the conductor in slack tension along the ground and then lifting the conductor into its final aerial position.

NOTE

Conductors being strung shall not be dragged along the ground as this will result in damage to the outer strands leading to weakening of the conductor and eventual failure.

When employing the commonly used OHW stringing method as illustrated in Diagram 3, a safety observer shall be located at the temporary chainblock/comealong anchor connection to monitor the integrity of this connection whilst the conductor concerned is being strung until the final anchor arrangement is installed. Radio communication between the operators of each of the track vehicles concerned and the temporary termination safety observer shall be maintained for the duration of this conductor stringing operation. This shall be done irrespective of whether or not existing electrical equipment is in the vicinity.

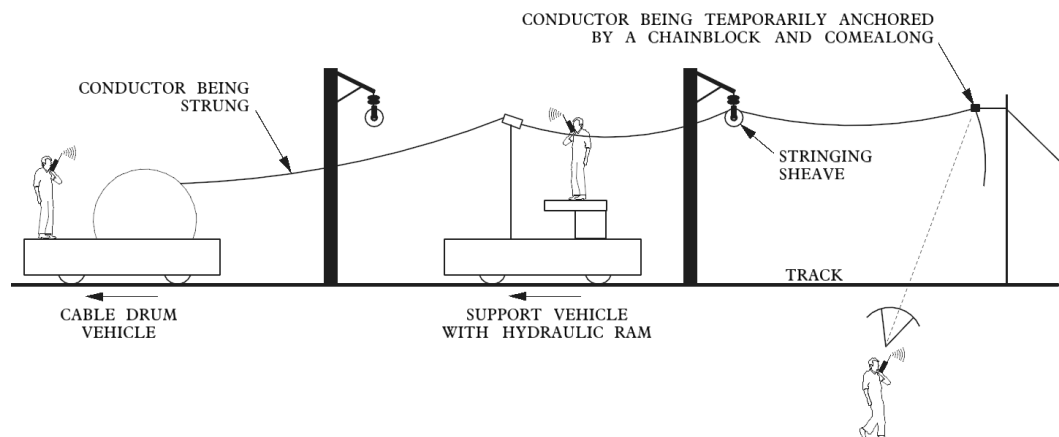


Diagram 3: Commonly used OHW stringing method

5.4.3 Existence of Barriers between tracks

Where continuous barriers exist (e.g. tunnel walls, station buildings) which are:

- capable of resisting the forces that might be imposed from the impact due to loss of control over a conductor being strung, and
- capable of preventing the conductors being strung from encroaching on the SADs of Ordinary Persons around Electrical Equipment of existing exposed electrical equipment in the event of loss of control over a conductor being strung

then the 10 metre requirements do not apply.

When this is the case, the barrier and the SWMS for the work are to be approved by:

- a **competent person** who understands sufficient detail of the structural limitations of the proposed barrier as to be able to assess its adequacy to resist the forces that might be imposed from the impact due to loss of control over a conductor being strung, and
- an **Authorised Officer (Mains)** who understands sufficient detail of the work process for which the barrier is required as to be able to assess the barrier's adequacy to prevent the conductors being strung from encroaching on the SAD's of SP D 79049 Table 1 and Table 2 of existing exposed electrical equipment in the event of loss of control over a conductor being strung.

5.4.4 Requirements for stringing 1500 Volt OHW conductors in the vicinity of existing HV/LV exposed electrical equipment

No 1500 Volt OHW conductor stringing work is to be carried out within a 5m Vertical distance of existing exposed HV/LV electrical equipment unless the persons performing the 1500 Volt OHW conductor stringing work have signed onto an Electrical Permit for the exposed existing HV/LV electrical equipment concerned.

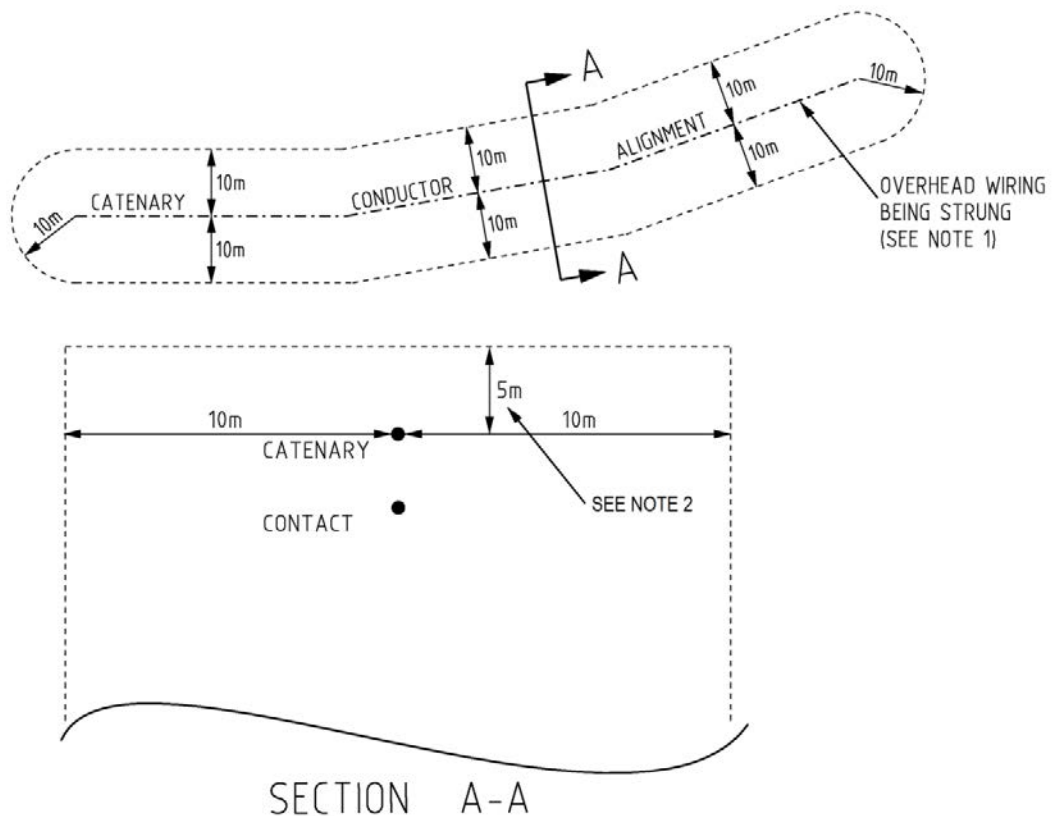


Diagram 4: No 1500 Volt OHW conductor stringing work is to be carried out in the vicinity of existing exposed HV/LV electrical equipment

NOTE 1

The 10m horizontal distances are measured from the alignment of the catenary conductor.

NOTE 2

If the stringing of the contact wire only is being performed and the associated catenary conductor above is rail connected or earthed, then the 5m vertical distance applies only to the contact wire.

5.4.5 Requirements for stringing 1500 Volt OHW conductors in the vicinity of existing exposed 1500 Volt switches, feeder cables and associated surge arrestors

Often existing exposed 1500 Volt switches, feeder cables and associated surge arrestors that are not associated with a particular track's OHW section/sub-section exist in the vicinity of or immediately above that track.

No 1500 Volt OHW conductor stringing work on a track is to be carried out in the vicinity of such existing exposed 1500 Volt equipment if such equipment exists within the dotted area as indicated in Diagram 4 unless the persons performing the work have signed onto an Electrical Permit for the existing exposed 1500 Volt equipment concerned.

5.4.6 Requirements for Rail-Connecting or Earthing of 1500 Volt OHW conductors being strung

As soon as practicable 1500 Volt OHW conductors being strung over track which is bonded to traction rail and monitored by a commissioned Rail-Earth Contactor shall be connected to rail and these rail connections recorded on the Electrical Permit to Work

The Signals representative of the District concerned shall be consulted and nominate which rail/s that these connections shall be made to.

In this case, if off-track vehicle mounted cable drum/brake and winch vehicles are being used, then controls shall be put in place to ensure that only the vehicle operators come in contact with the vehicles and, if standing on the ground, LV insulating mats shall be provided for them to stand on.

If the track over which the OHW is being strung is not bonded to traction rail, then earthing of the OHW conductors being strung shall be carried out in lieu of rail connecting. The earthing shall be achieved using the same equipment as used for rail connecting except that the ground connections shall be established in accordance with *SP D 79047 Earthing of High Voltage Equipment Using Portable Earthing Equipment*.

If earthing of OHW being strung is carried out, then off track vehicle mounted cable drum/brake and winch vehicles being used for the stringing shall likewise be earthed.

6 Reference documents

Electricity Supply (Safety and Network Management) Regulation 2014

NSW Electricity Supply Act 1995

NSW Rail Safety National Law 2012

NSW Work Health and Safety Act 2011

NSW Work Health and Safety Regulation 2017

PR D 78701 Personnel Certifications – Electrical

SP D 79047 Earthing of High Voltage Equipment Using Portable Earthing Equipment

SP D 79049 Safe Approach Distances (SADs)