


Lithgow

Location

This unit includes:

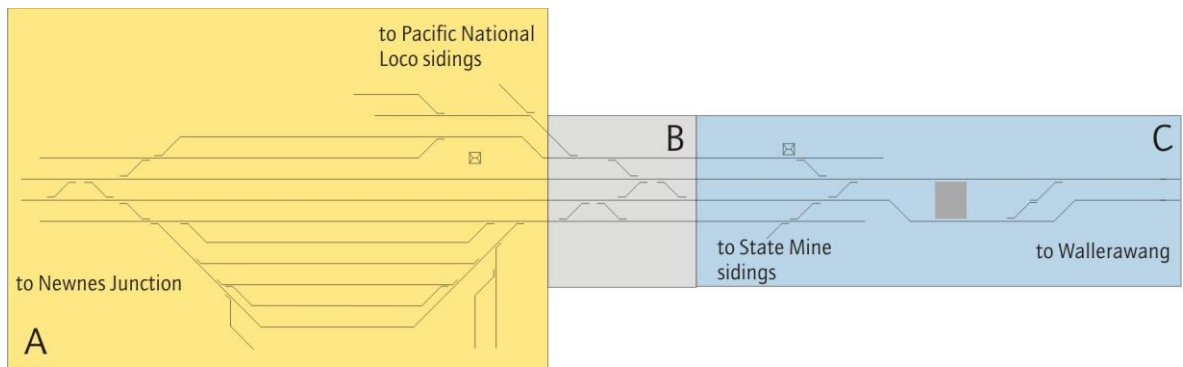
- Lithgow Coal Stage at 154.128km
- Lithgow Yard at 155.170km
- Lithgow at 155.687km.



Warning

This location has narrow track clearances

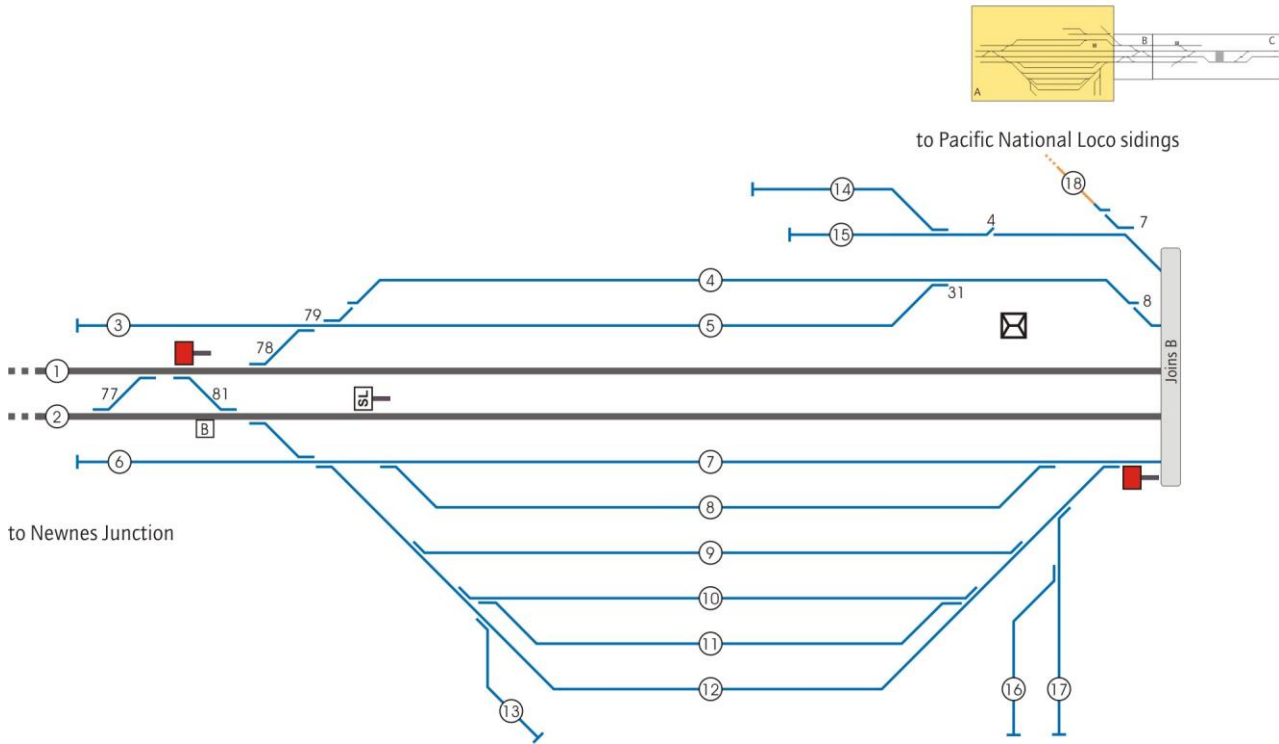
Diagrams



**Network
Local
Appendices**

Lithgow

A



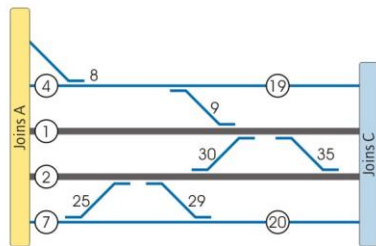
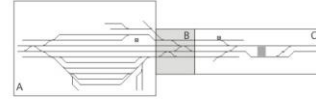
KEY

- | | | |
|-----------------------------------|------------------------|--------------------------------------|
| 1 Down Main West line | 7 No 1 Up siding 526m | 13 Repair siding 79m |
| 2 Up Main West line | 8 No 2 Up siding 506m | 14 No 2 Electric Storage siding 411m |
| 3 Substation siding 137m | 9 No 3 Up siding 506m | 15 No 1 Electric Storage siding 290m |
| 4 No 2 Down Reception siding 591m | 10 No 4 Up siding 313m | 16 No 1 Coal Stack siding 135m |
| 5 No 1 Down Reception siding 591m | 11 No 5 Up siding 313m | 17 No 2 Coal Stack siding 135m |
| 6 Up Shunting Neck 353m | 12 No 6 Up siding 408m | 18 to Turntable sidings |

**Network
Local
Appendices**

Lithgow

B

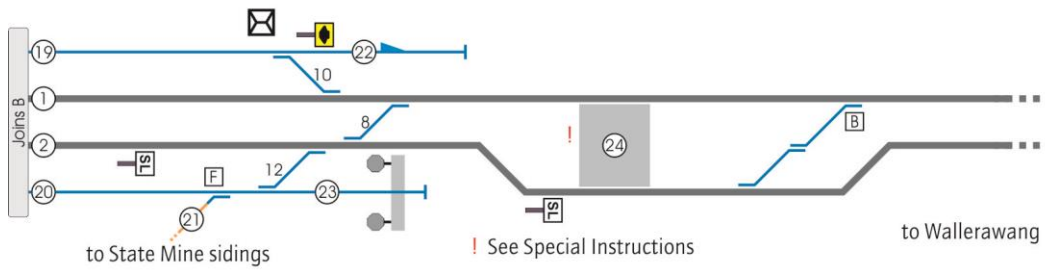
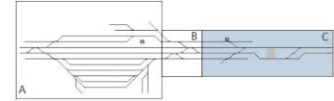


KEY

- | | | | | | |
|---|---------------------|---|---------------------------------|----|-------------------------|
| 1 | Down Main West line | 4 | No 2 Down Reception siding 591m | 19 | Browns No 1 siding 887m |
| 2 | Up Main West line | 7 | No 1 Up siding 526m | 20 | Departure road 832m |

Lithgow

C



KEY

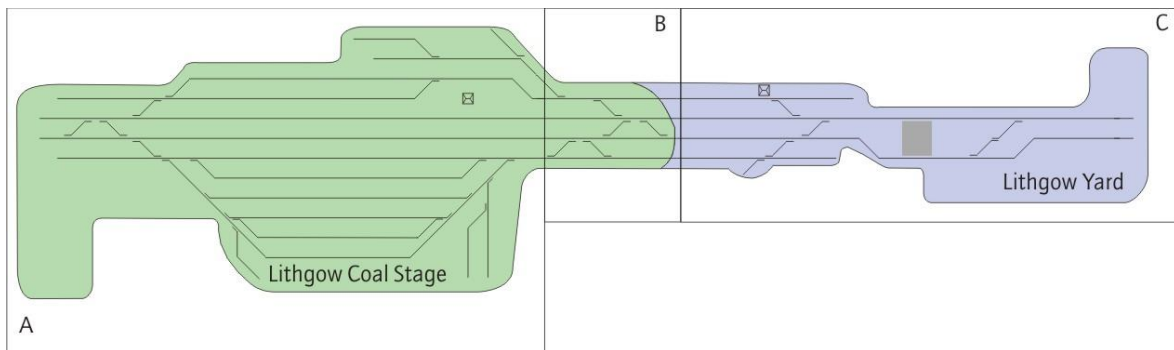
- | | | |
|----------------------------|--|--------------------------|
| 1 Down Main West line | 20 Departure road 832m | 23 Goods Dock siding 87m |
| 2 Up Main West line | 21 State Mine siding | 24 Lithgow |
| 19 Browns No 1 siding 887m | 22 No 1 Dock siding 86m (Booked out of Use)
(51m between derailer and termination) | |

Lithgow

Network Control

Signallers at Lithgow Coal Stage and Lithgow Yard

Yard limits



Protecting the Possession Area

Lithgow Coal Stage abuts Lithgow Yard on the Main West lines and Zig Zag on the Up Main West line.

Down Main West line	151.690km Lithgow Coal Stage Down signal 94.3
	154.413km Down starting 95.9
Up Main West line	150.988km Zig Zag Up signal 93.8
	154.881km Lithgow Yard Up signal 96.2

Lithgow Yard

Lithgow Yard abuts Lithgow Coal Stage on the Main West lines.








Down Main West line	154.413km Lithgow Yard Down signal 95.9
	156.361km Down signal 97.1
Up Main West line	154.881km Lithgow Yard Up signal 96.2
	156.024km Lithgow Yard Up signal 97.0

Lithgow

Location details







Lithgow Coal Stage

Interlocked points without groundframes are operated from Lithgow Coal Stage signal box.

-  153.288km Up STOP sign on Substation siding
-  153.418km Up siding to Up Main West line, operated from lever 2: key from releasing switch B, released from Lithgow Coal Stage signal box
-  Frame B closing lever 8 releases signal levers 1, 3 and 6 for through-shunting movements on the Main West line and Up Shunting Neck. Secured with a clip and SL lock
-  153.741km Up SHUNT LIMIT sign on Down Main West line
-  154.128km Lithgow Coal Stage signal box
-  154.138km Up electric train STOP sign on No 1 Up siding
-  154.783km Down SHUNT LIMIT sign on Up Main West line

Lithgow Yard

Interlocked points without groundframes are operated from Lithgow Yard signal box.

-  155.147km Departure road to State Mine Sidings operated from lever 2: key from releasing switch F located at Lithgow Yard Box
-  See Special instructions
-  155.170km Lithgow Yard signal box
-  155.562km Down SHUNT LIMIT sign on Up Main West line
-  155.687km Lithgow. Platform 1 and 2
-  156.009km Lever 2 is unlocked by Releasing Switch 2 and operates two points Down Main line to Up Main line.

Level crossings

-  155.272km Network access
-

Lithgow

Special instructions

Zig Zag–Lithgow Coal Stage

Bank locomotive working is authorised between Lithgow Coal Stage and Zig Zag.

A coupled bank locomotive may release only at an attended yard.

A non-coupled bank locomotive must release from an assisted train before the Zig Zag Up accept.

If the assisting non-coupled bank locomotive cannot release from the assisted train, it must be detached at an attended yard.

If pilot staff working is in use, the Driver of an assisting non-coupled bank locomotive

must hold the pilot staff during the assist and the return to Lithgow Coal Stage.

If an assisted train fails, the bank locomotive must be coupled to the failed train.

The speed of a propelled train must not exceed 15km/h.

If the failed train returns to Lithgow Coal Stage, the Driver of the bank locomotive must hold the documentation for special working.

Frame F method of operation

When it is required to shunt the State Mine Siding the signaller at Lithgow Yard signal box will ensure one of the following possible conditions are fulfilled. Ensure lever 12 is in the Normal position, or levers 7 and 3 are in the Normal position, or levers 8 and 3 are in the Normal position. Any one of these conditions will allow the release to be taken.

The Qualified Worker may then operate the releasing switch handle from the Normal to the Reverse position, then turn and remove the key for Frame F.

Narrow Track Clearances – Lithgow

Due to Narrow Track Clearances between Lithgow Platforms and Lithgow Yard Signal Box, no simultaneous train movements are permitted on the Up and Down Main lines (one train only in either direction).

The Signaller at Lithgow Yard Signal Box is to maintain blocking facilities on the following Signalling assets;

- 96.6 Up Home signal
- 96.3 Down Home signal
- 9 lever (Browns siding to Down Main)
- 6 lever (set back on Down Main from number 2 platform, Lithgow Station)

Related documents

NLA 212 Penrith–Wallerawang

Effective date

4 November 2019