

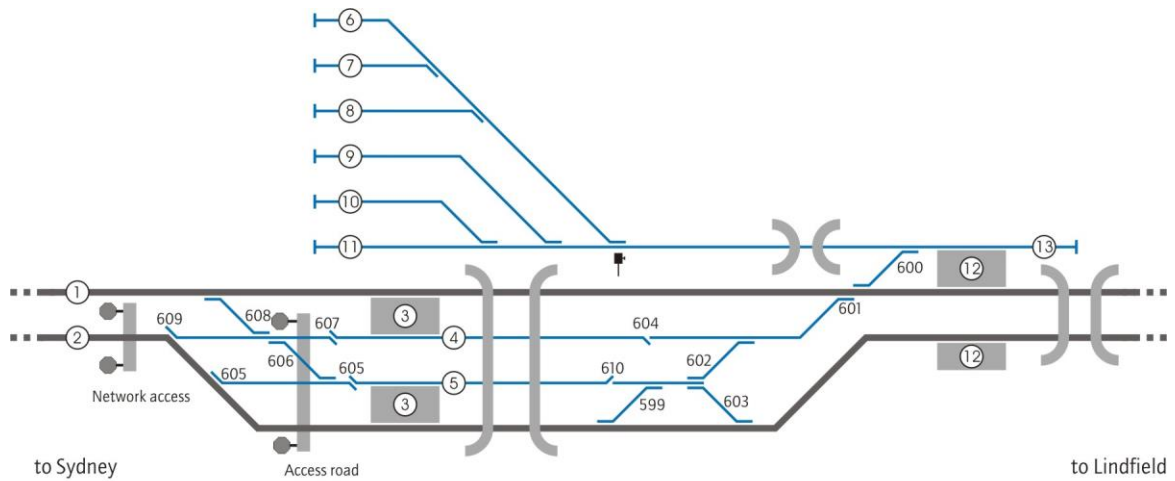
North Sydney

Location

This unit includes:

- North Sydney at 5.090km
- Waverton at 6.021km.

Diagram



KEY





1 Down Shore line	5 No 2 Tunnel road 470m for storage, 572m for crossings	9 No 3 Car siding 165m
2 Up Shore line	6 No 6 Car siding 165m	10 No 2 Car siding 175m
3 North Sydney	7 No 5 Car siding 165m	11 No 1 Car siding 175m
4 No 3 Tunnel road 488m for storage, 735m for crossings	8 No 4 Car siding 165m	12 Waverton
		13 Waverton Shunting Neck 160m

North Sydney

Network Control

Signaller at Homebush







Yard limits

Down Shore line	 4.710km North Sydney Down signal NS335
	 6.020km Waverton Down signal SH3.77
Up Shore line	 6.288km Waverton Up signal NS300
	 4.340km Milsons Point Up signal SH2.70



Location details



Interlocked points are operated from Homebush signal box.

-  5.090km North Sydney. Platforms 1 and 2, 3 and 4
-  5.210km and 5.628km North Sydney portals
-  6.021km Waverton. Platforms 1, 2
-  6.297km and 6.441km Bay Road portals
-  6.860km and 7.170km Lavender Bay portals
-  7.591km Operator's push button for Up home NS298

Level crossings

-  4.789km Network access
-  4.991km Access road

North Sydney

Special instructions

Car sidings

Home signal NS298, which allows entry to the Car sidings, is controlled with an operator's push button.

Fires

Fires in tunnels must be reported to the Electrical System Operator.
FIRE telephones are located in tunnels and at North Sydney station.

Terminating trains

Drivers of Down trains that terminate at platform 2 or 3 to become Up trains must stop with the leading corner of the Driver's cabin next to either Down signal NS 317 2R or Down signal NS 319 3R at the Hornsby end of the platforms.

Related documents

NLA 100 Central

NLA 304 Central-Hornsby

Effective date

5 November 2018